

GLOBAL CLUB FOOTBALL REPORT 2017



FIFA



**GLOBAL
CLUB FOOTBALL
REPORT 2017**

METHODOLOGY

The methodology required gathering relevant data in order to analyse the status of club licensing, regional club competitions, senior top-tier club competitions (men's and women's) and international transfers across the six confederations and the 211 member associations affiliated to FIFA.

For the chapter on club licensing, data has been provided by the FIFA Professional Football Department and by each of the six confederations. Furthermore, the official regulations from each confederation were consulted on club licensing criteria around the world.

With regard to the chapter on regional club competitions, data has been provided by each confederation via a questionnaire and complemented with information collected through online research.

For the chapter on international transfers, the data was provided by FIFA TMS and includes transfers for which no fee was paid. See the TMS Global Transfer Market Report for more detailed information on other aspects of transfers.

For this initial report, it was not yet possible to survey all 211 MAs. Thus, the league-related data was collected from a mix of both primary and secondary sources through online research of official websites of the relevant competitions or member associations, specialist football websites, official and unofficial social media pages, news articles and blogs. The data for the women's leagues was particularly difficult to obtain as unofficial sources (e.g. social media league pages) often provided more data than official ones. In addition, in several cases women's leagues used adapted formats (9 v. 9 or 7 v. 7). A few countries had a mixed league for women and men but these are not included in this analysis.

Finally, the collected league data and received questionnaire data was sent back to all six confederation club licensing offices for a final check.

TERMINOLOGY AND DEFINITIONS

AFC:	Asian Football Confederation
Apertura/Clausura:	Format with two separate tournaments within one season
CAF:	<i>Confédération Africaine de Football</i>
Calendar year:	A season occurring in one single year (e.g. 2016)
CL:	Club licensing
CONCACAF:	The Confederation of North, Central America and Caribbean Association Football
CONMEBOL:	<i>Confederación Sudamericana de Fútbol</i>
Dual-year calendar:	A season spanning two years (e.g. 2015-2016)
MA:	Member association
OFC:	Oceania Football Confederation
Special format:	Format where the champions are not determined according to the traditional one-table ranking system
TH:	Title holders
Top-tier competition:	Top-level national championship in a country regardless of professional status
UEFA:	Union of European Football Associations
Calendar charts	In drawing the calendar charts, competitions that started in the last three days of the month have been represented as if starting in the following month. Competitions that ended in the first three days of the month have been represented as if ending in the previous month. Where a championship had a break with no matches for a calendar month, this has been indicated accordingly in the chart (e.g. Germany's break from 21 December to 21 January is not shown because matches were played during both months).

TABLE OF CONTENTS

EXECUTIVE SUMMARY	6
CLUB LICENSING AROUND THE WORLD	8
Introduction and criteria frameworks	10
Confederation criteria	12
- Sporting criteria	14
- Infrastructure criteria	16
- Personnel and administrative criteria	18
- Legal criteria	20
- Financial criteria	22
Status of club licensing in the world	25
- AFC – club licensing	26
- CAF – club licensing	27
- CONCACAF – club licensing	28
- CONMEBOL – club licensing	29
- OFC – club licensing	30
- UEFA – club licensing	31
REGIONAL CLUB COMPETITIONS	32
Regional club competitions around the world – men	
- Overview of regional club competitions	35
- AFC – regional club competitions	36
- CAF – regional club competitions	38
- CONCACAF – regional club competitions	40
- CONMEBOL – regional club competitions	42
- OFC – regional club competitions	44
- UEFA – regional club competitions	46
Regional women’s and youth club competitions	48

NATIONAL MEN'S TOP-TIER COMPETITIONS	50
National top-tier competitions around the world – men	
- Overview of national top-tier competitions	53
- AFC – national top-tier competitions	56
- CAF – national top-tier competitions	58
- CONCACAF – national top-tier competitions	60
- CONMEBOL – national top-tier competitions	62
- OFC – national top-tier competitions	64
- UEFA – national top-tier competitions	66
NATIONAL WOMEN'S TOP-TIER COMPETITIONS	68
National top-tier competitions around the world – women	
- Overview of national top-tier competitions	71
- AFC – national top-tier competitions	72
- CAF – national top-tier competitions	73
- CONCACAF – national top-tier competitions	74
- CONMEBOL – national top-tier competitions	75
- OFC – national top-tier competitions	76
- UEFA – national top-tier competitions	77
INTERNATIONAL TRANSFERS AROUND THE WORLD	78
International transfers around the world:	
- Overview of international transfers	81
- AFC – international transfers	82
- CAF – international transfers	86
- CONCACAF – international transfers	90
- CONMEBOL – international transfers	94
- OFC – international transfers	98
- UEFA – international transfers	100
BACKGROUND INFORMATION	104

EXECUTIVE SUMMARY

The Global Club Football Report 2017 is the first-ever global analysis of club football and provides a unique overview of the status of club licensing, regional club competitions, national top-tier championships (both senior men's and women's) and international transfers.

The first section introduces the concept of club licensing and gives an overview of the different regulations around the world. More specifically, a comparative analysis has been performed to identify the mandatory requirements that clubs from all confederations must fulfil to compete at regional level. The chapter continues with an individual study for each of the six confederations. Following the FIFA framework, all confederations have either implemented the system or already established the procedures to adopt it within the next two years. In 2016, 156 member associations (74%) implemented club licensing, while 787 clubs were granted a licence.

The second section of the FIFA Global Club Football Report 2017 focuses on the regional club competitions that were organised by each of the six confederations. There were 15 tournaments that took place during the last season – ten for men's football, two for women's football and three for youth football – giving 532 men's clubs, 71 women's clubs and 92 youth clubs the opportunity to compete on the regional stage. This section also contains an analysis of the competitive balance that characterised each of the men's competitions during the past ten years.

The third section of the report covers the men's national top-tier competitions that took place during the 2015-2016 and 2016 seasons across the 211 member associations of FIFA. There were 202 leagues organised, involving 2,607 top-tier clubs with an average of 13 teams per tournament. Europe was the region that had the highest number of competitions (54), while Africa had the largest representation in terms of clubs (754). A system including promotion and relegation was implemented in the vast majority of the countries (84.6%), whilst nearly one third (30.5%) followed a special format for their national top-tier tournaments. Furthermore, the analysis of the competition calendars highlighted the presence of two predominant models – the dual-year season and the calendar-year season. This section continues with an in-depth study of the top-tier leagues at confederation level, covering the structure of national tournaments in each of the member associations.

The fourth section of the report analyses women's national top-tier competitions during the 2015-2016 and 2016 seasons. There were 168 leagues organised around the world, with a total of 1,598 clubs involved. Similar to men's football, Europe was the region where most of the tournaments were organised (52), while Africa also represented a significant portion of women's club football with its 458 teams. This section includes details on each of the six confederations, looking at the structure and calendar of each of the competitions that were staged throughout the past season.

The last section reviews a number of issues regarding international transfers across all six confederations. This includes a comparison of net transfer movement in each country, separated into the different confederations (players moving abroad and players arriving from foreign clubs), as well as a glance at the overall situation for net transfer spending. In addition, each country's transfer windows are mapped providing a confederation overview.



CLUB LICENSING AROUND THE WORLD



INTRODUCTION

2007 FIFA Club Licensing Regulations approved by FIFA Executive Committee
5 categories of criteria

FIFA Club Licensing

As part of its mission to govern the game of football, FIFA introduced Club Licensing Regulations in 2007 to provide a global framework for its member associations to support and develop club football. The system requires clubs to satisfy a specific set of criteria in order to be awarded a licence granting access to a given competition. However, the landscape of club football and the situation in each confederation have evolved since then. In order to respond to this environment, and serve club football as best as possible, FIFA initiated a review of the current system. In consultation with the six confederations, FIFA is shifting the focus from strict criteria to an overarching principle-based approach offering sufficient flexibility for the vastly different contexts found at confederation and national level. This new concept both expands on the minimum licensing criteria and replaces, at FIFA level, the previous three-tier (A, B, C) system with a simpler and more appropriate two-tier confederation and national approach. Consequently, it allows more flexibility for each confederation to tailor its system to the regional situation.

The change signifies a more service-oriented approach as FIFA seeks to support the development of the club game and promote professionalism and good governance through tools such as the Club Licensing Handbook, which includes valuable input from professional football stakeholders. This new framework maintains the five main areas – sporting, infrastructure, personnel and administrative, legal and financial – but moves the focus from regulating specific criteria to servicing the professional club game. One key result is the ability to collect global data on club football for the first time. With this information, it will be possible to paint the global landscape for club football and share knowledge and best practice within the football family.

With the revised FIFA Club Licensing framework, FIFA and its member associations, along with the confederations, leagues, clubs and players, will be ready to safeguard the future of club football and face the challenges of the 21st century.

CLUB LICENSING

Financial
criteria

Sporting
criteria

Infrastructure
criteria

Legal
criteria

Personnel
and
administrative
criteria

CRITERIA FRAMEWORKS

- 43 maximum number of mandatory provisions at confederation level (AFC)
- 36 average number of mandatory provisions per confederation

By confederation

AFC

"A" criteria – "MANDATORY": if the club does not fulfil any "A" criteria, it will not be granted a licence to enter the AFC's club competitions.

"B" criteria – "MANDATORY": if the club does not fulfil any "B" criteria, it will be sanctioned as specified by the licensor but may still receive a licence to enter the AFC's club competitions.

"C" criteria – "BEST PRACTICE": "C" criteria are best-practice recommendations. Non-fulfilment of any "C" criteria does not lead to any sanctions or to a refusal of the licence.

CAF

"A" criteria – "MUST": if the club does not fulfil any "A" criteria, it cannot be granted a licence to enter CAF inter-club competitions.

"B" criteria – "MUST": if the club does not fulfil any "B" criteria, it may be subject to sanctions as specified by the licensor but may still qualify to receive a licence to enter CAF inter-club competitions.

"C" criteria – "BEST PRACTICE": "C" criteria are best-practice recommendations. Non-fulfilment of any "C" criteria may or may not lead to a sanction or to the refusal of the necessary licence.

CONCACAF

Domestic criteria: the fundamental items and procedures that the following categories of clubs must meet in order to participate in domestic club competitions as from the 2015-2016 season: all first- and second-division men's football clubs, all first-division women's football clubs, all first-division men's and women's beach soccer clubs, all first-division men's and women's futsal clubs.

Regional criteria: the items and procedures that every club that has qualified by sporting merit to a CONCACAF club competition needs to meet in order to participate. These will need to be met as from the 2016-2017 season.

CONMEBOL

All of the criteria shall be considered as **MANDATORY**. For CONMEBOL, a licence is the certificate that confirms compliance with **all** of the criteria included in its club licensing regulations and that allows a club to participate in the club competitions organised by the confederation.

OFC

National criteria: the fundamental items and procedures that every club in the region needs to meet in order to participate in the top division of the men's national club competition for the 2016-2017 season. The national criteria will also be applied to the clubs in the region that have qualified by sporting merit to participate in the OFC Champions League preliminary (qualifying) 2016-2017 edition.

Confederation criteria: the fundamental items and procedures that every club in the region that has qualified by sporting merit to participate in the OFC Champions League 2016-2017 edition needs to meet in order to participate.

UEFA

With the exception of seven specific criteria defined in UEFA's club licensing regulations, all requirements shall be considered as **MANDATORY**, as they must be fulfilled by clubs in order for them to be granted a licence to enter the UEFA club competitions.

Non-fulfilment of those seven criteria does not lead to refusal of a licence but to a sanction defined by the licensor in accordance with its catalogue of sanctions.

CONFEDERATION CRITERIA

4 confederations implemented club licensing in 2016
2018 first year of full implementation across all confederations

Comparative analysis – methodology

A comparative analysis was performed to determine the different types of criteria that clubs are required to comply with across the six confederations. This study includes the minimum requirements that clubs must fulfil to be granted a licence to participate in the club competitions organised at regional level, but not the mandatory requirements that result in a sanction only if they are not complied with. More specifically, the following criteria have been considered for each of the confederations:

AFC: "A" criteria as per the AFC Club Licensing Regulations – Edition 2016

CAF: "A" criteria as per the CAF Club Licensing Regulations, approved in 2012

CONCACAF: domestic and regional criteria as per the CONCACAF Club Licensing Regulations 2015

CONMEBOL: all criteria as per the *Reglamento de Licencia de Clubes de la CONMEBOL*, approved in 2016

OFC: national and confederation criteria as per the OFC Club Licensing Regulations – 2017 season

UEFA: all criteria as per the UEFA Club Licensing and Financial Fair Play Regulations – Edition 2015, except for the criteria defined in the art. 16 par. 2.

Two of the confederations, CONMEBOL and the OFC, have drafted their club licensing regulations although formal implementation has not yet commenced. For the purposes of the comparative analysis, these two cases have been treated as follows:

- CONMEBOL has included in its regulations an implementation calendar which establishes a specific timeline for each individual criterion, covering a total time span of three years (2018, 2019 and 2020). As all of the requirements included in such regulations will be mandatory to participate in the regional club competitions, once the implementation becomes effective, these criteria have been considered in the comparative analysis;
- The OFC has incorporated in its club licensing regulations a series of confederation criteria which will be required as from the 2018-2019 season. As the same principle applies, these requirements will be mandatory once effective, and therefore have been included in the study.

The analysis follows the traditional separation between the five categories of criteria, namely sporting, infrastructure, personnel and administrative, legal and financial, which have been universally adopted by all confederations, and examines the aggregate number of mandatory provisions for each of the above-mentioned categories. In a limited number of cases, some criteria that in a confederation's regulations are included in one category have been considered here as pertaining to another for ease of comparison (e.g. the "written contract with professional players" provision included in UEFA's regulations as a sporting criterion has been considered here as a legal criterion).

In the case of UEFA, it should be noted that only the aspects related to club licensing have been addressed in this study. Financial fair play provisions, such as for example the "break-even requirement", are part of the UEFA club monitoring framework and therefore have not been included here.

SPORTING CRITERIA

- 8 different sporting criteria identified
- 24 total number of mandatory provisions

Aggregate number of provisions across the six confederations

Youth teams: all confederations require clubs to have a set number of youth teams in order to be able to participate to international competitions. The number of youth teams required varies by confederation; UEFA requires four teams in total across the different age categories, while CAF for example only requires two. In the AFC regulations, the principle falls under the “player development structures” provision.

Medical care of players: all first-team players must undergo and pass an annual medical examination. The AFC and CONCACAF include an obligation for players to have medical insurance in the provision. CAF is the only confederation where this criterion has not been included in the regulations.

Youth development programme: clubs must have a youth development programme approved by the licensor. This covers a number of aspects including organisation of the youth sector, infrastructure requirements, financial resources and education programmes. CONCACAF and the OFC do not include this provision in their mandatory requirements.

Registration of players: for UEFA, the club’s players, including youth players above the age of ten, must be registered with the member association and/or its affiliated league in accordance with the relevant provisions of the FIFA Regulations on the Status and Transfer of Players. CONCACAF refers to online registration and extends the obligation to coaches as well, whereas the OFC only includes first-team players in the provision. Finally, CONMEBOL, although included in the personnel and administrative category, states that for players and coaches, the applicant must use the adequate online registers provided by the respective member association, FIFA and CONMEBOL.

Player development structures: for the AFC, the applicant must establish clear player development structures including a clear outline on club philosophy, the establishment of age-group squads, progressive player pathways and the allocation of resources. The OFC cites the confederation’s player development curriculum that must be implemented and developed by each of the clubs.

Anti-racism protocol: CONCACAF states that the club must inform and instruct its players, officials and fans regarding the confederation's anti-racism protocol for matches. UEFA included in its regulations a provision on racial equality and anti-discrimination practice, but its non-fulfilment only results in a sanction for the applicant.

Women's team: CONMEBOL requires the applicant to have a women's first team or to be associated to a club that has one. Furthermore, at least one youth squad is required. Both teams have to participate in a national and/or regional competition.

Club youth development form: CONCACAF requires clubs to complete and submit an online club youth development form.



INFRASTRUCTURE CRITERIA

- 5 different infrastructure criteria identified
- 17 total number of mandatory provisions

Aggregate number of provisions across the six confederations

Stadium for regional competitions: all confederations require a club to have a stadium available for regional competitions. If the applicant is not the owner of a stadium, it has to provide a copy of a written contract with the owner of the stadium it will use. With regard to the stadium requirements, however, confederations chose different approaches when drafting the club licensing regulations.

The AFC states that “the stadia must meet the requirements expressly referred to by the AFC Stadia Regulations and the respective AFC Club Competition Regulations/Manual”. Aspects such as safety certification and an approved evacuation plan are, however, included as mandatory criteria in the club licensing regulations.

CAF and CONMEBOL list all of the stadium requirements in their respective club licensing regulations. These requirements include among others: certification, capacity, floodlighting, spectator areas and field-of-play specifications.

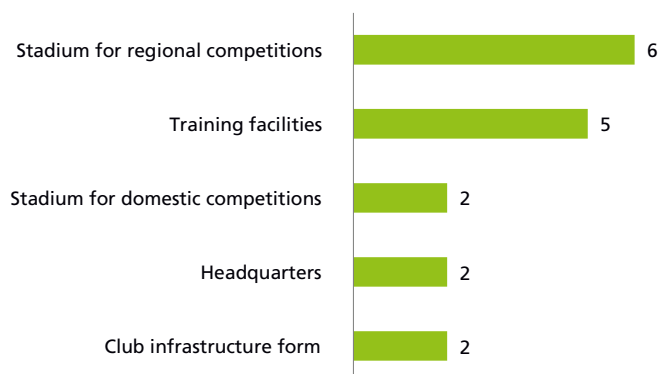
CONCACAF and the OFC stipulate that the stadium registered by the club “must meet all the requirements of the confederation’s club competition the club is aiming to participate in”. Both confederations included this provision as an additional condition to what is required in terms of facilities for domestic competitions.

UEFA indicates that “the stadium must fulfil the minimum requirements defined in the UEFA Stadium Infrastructure Regulations and be classified at least as a UEFA category 2 stadium”.

Training facilities: the AFC, CONMEBOL and UEFA require the licence applicant to have training facilities available throughout the year. If the applicant is not the owner of the facilities, it must provide a copy of a written contract with the owner of the training facilities. Furthermore, it must guarantee that the facilities can be used by all of the applicant’s teams during the licence season. CONCACAF only requires the club to have all its training fields registered with the member association, whilst the OFC states that “the club must have written agreements to ensure guaranteed access for training fields. CAF only includes this provision as a “B” criteria in its regulations.

Headquarters: CONCACAF and the OFC indicate that “the club must have a registered address with the member association which represents the headquarters of the club”.

Club infrastructure form: CONCACAF and the OFC require clubs to complete and submit an online club infrastructure form.



PERSONNEL AND ADMINISTRATIVE CRITERIA

24 different personnel and administrative criteria identified
77 total number of mandatory provisions

Aggregate number of provisions across the six confederations

A **head coach of the club's first squad, youth coaches, general manager, security officer, finance officer, medical doctor and physiotherapist** are the mandatory personnel required by all six confederations in their club licensing regulations.

A club **media officer** is required for each licence applicant by all confederations except CAF.

A **head of the club's youth development programme and club secretariat** are not part of the mandatory personnel and administrative criteria for CONCACAF and the OFC. It should be noted that the two confederations do ask clubs to establish their headquarters, as previously seen in the analysis of infrastructure criteria, although in that case no indication about staff requirements is provided.

An **assistant coach of the first squad** is a mandatory requirement in the club licensing regulations of the AFC, CONCACAF, CONMEBOL and UEFA.

Stewards: the AFC, CAF and UEFA state that clubs must employ qualified stewards to ensure safety and security at home matches.

A **marketing officer:** CONCACAF, CONMEBOL and the OFC require clubs to appoint an officer responsible for all of their marketing activities. The South American confederation allows the possibility to outsource this service.

Club general form: CONCACAF and the OFC require clubs to complete and submit an online club general form;

Duty to notify significant changes: the AFC states that any event representing a significant change compared to the information submitted and related to the above-mentioned criteria must be notified to the licensor within seven days. UEFA includes a similar provision in its legal criteria.

Rights and duties and duty of replacement during the season are mandatory provisions included in the club licensing regulations of the AFC. The first stipulates that the rights and duties of the personnel previously described must be defined in writing. The second provision states that if any of the functions above becomes vacant during the licence season, the club must ensure that the function is taken over by someone who holds the required qualification.

A **supporter liaison officer:** in the case of CONMEBOL, clubs must appoint an officer to act as the key point of contact for supporters. Furthermore, the supporter liaison officer must meet with the club's management regularly and must collaborate with the security officer on security matters.

A **first team fitness coach, football director, nutritionist and psychologist** constitute mandatory personnel requirements for CONMEBOL.

Coaching qualifications are mandatory requirements incorporated in UEFA's regulations. This provision complements the information included in the mandatory coaching role requirements by providing a detailed definition for the different levels of UEFA coaching licence holders.

A **first team goalkeeping coach** and a **team liaison officer** are part of the mandatory personnel requirements in the OFC's club licensing regulations.



LEGAL CRITERIA

6 different legal criteria identified
23 total number of mandatory provisions

Aggregate number of provisions across the six confederations

Minimum legal information: all six confederations require the licence applicant to submit a copy of its valid statutes. Furthermore, an extract from a public register or from the member association's register is also required.

Legal declaration: all confederations ask clubs to submit a legally valid declaration. Among other points, through this declaration, the applicant recognises as legally binding the statutes, rules and regulations and decisions of FIFA, the confederation, the member association and, where applicable, the national league. There are, however, some differences in the regulations of each confederation with regard to this point:

All confederations require clubs to recognise the jurisdiction of the Court of Arbitration for Sport (CAS) in Lausanne. UEFA is the only confederation that does not restrict jurisdictions solely to CAS. Interestingly, UEFA is also the only confederation that does not prohibit recourse to the ordinary courts.

All confederations, with the exception of UEFA, oblige clubs to acknowledge that FIFA reserves the right to execute a compliance audit at national level to review the assessment process and decision-making, in cases where the confederation fails to implement and execute the procedure at national level. CONMEBOL extends this principle also to member associations.

CONMEBOL is the only confederation that includes in the legal declaration a point related to third-party ownership (TPO). Namely, clubs must ensure that players' rights do not belong to third parties, as reflected in the FIFA Regulations on the Status and Transfer of Players.

Ownership and control of clubs: in the case of UEFA, this provision is included in the individual club competition's regulations but not in the club licensing regulations.

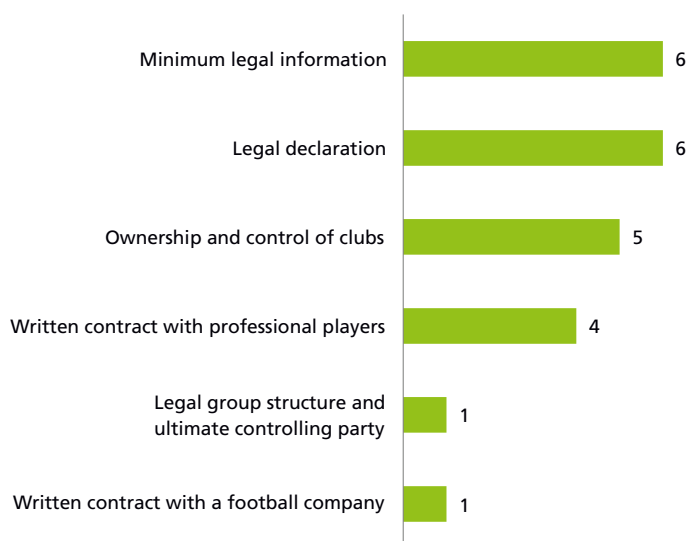
CONCACAF and the OFC simply require the club to submit a legally valid declaration outlining the ownership structure (if applicable) and control mechanism of the club.

The AFC, CAF and CONMEBOL include in their club licensing regulations stringent restrictions on the possibility of the applicant being involved in the management, administration and/or sporting performance of any other club participating in the same competition. The only difference is that CAF and CONMEBOL forbid any natural or legal person from directly or indirectly holding security or shares of any other club participating in the same competition, whilst the AFC limits the prohibition to situations where these securities or shares allow such person to exercise a decisive influence on the activities of any other club participating in the same competition.

Written contract with professional players: all professional players must have a written contract with the licence applicant in accordance with the relevant provisions of the FIFA Regulations on the Status and Transfer of Players. CAF and the OFC have not included this principle in their club licensing regulations.

Legal group structure and ultimate controlling party: in the case of UEFA, the applicant must submit information on the legal group structure. This must be presented in a chart and must identify, among others, any subsidiary, associate entity, direct or indirect controlling entity and any party that has a 10% or greater direct or indirect ownership of the club, or otherwise significant influence over the licence applicant.

Written contract with a football company: according to UEFA's regulations, if the licence applicant is a legal entity that has a contractual relationship with a registered member, it must provide a written contract of assignment.



FINANCIAL CRITERIA

- 9 different financial criteria identified
- 27 total number of mandatory provisions

Aggregate number of provisions across the six confederations

Annual financial statements: all confederations require clubs to submit annual financial statements audited by an independent auditor.

The AFC and UEFA stipulate that the annual financial statements must consist of a balance sheet, profit and loss account, cash flow statement, notes and a financial review by management. CAF and CONMEBOL require financial statements to be composed of a balance sheet, profit and loss account and notes. Finally, CONCACAF and the OFC ask for a balance sheet, income statements and audit reports.

Future financial information: all confederations, with exception of CAF, ask clubs to submit their future financial information.

In the case of the AFC and UEFA, the licence applicant must demonstrate its ability to continue as a going concern until the end of the licence season if it has breached any of the indicators defined in the regulations, namely going concern and negative equity. More specifically, future financial information here consists of a budgeted profit and loss account, a budgeted cash flow and explanatory notes, including a description of each of the significant assumptions.

CONCACAF, CONMEBOL and the OFC require clubs to prepare and submit a budget for the upcoming season.

No overdue payables towards social/tax authorities, employees and football clubs: the AFC, CAF and UEFA stipulate in their regulations that the licence applicant must prove that it has no payables overdue to social/tax authorities as a result of contractual or legal obligations in respect of its employees.

Similarly, the three confederations require clubs to prove that they have no overdue payables to employees. The category includes all professional players according to the applicable FIFA Regulations on the Status and Transfer of Players and the administrative, technical, medical and security staff specified in each of the club licensing regulations.

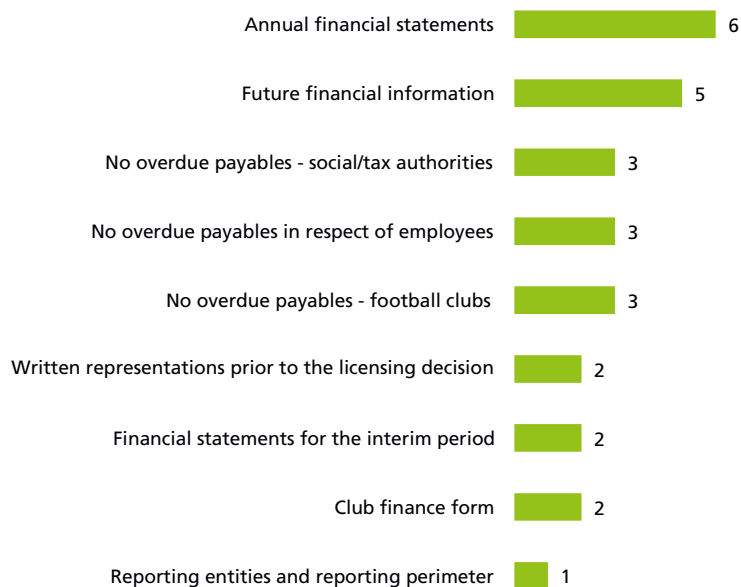
Finally, the same three organisations (AFC, CAF and UEFA) ask clubs to prove that they have no overdue payables to football clubs arising from transfer activities. UEFA stipulates that “payables are those amounts due to football clubs as a result of transfer activities including training compensation and solidarity contributions as defined in the FIFA Regulations on the Status and Transfer of Players”. CAF defines overdue payables in its regulations as the “final and binding decisions of the FIFA Players’ Status Committee, the FIFA Dispute Resolution Chamber, CAS etc.”

Written representation prior to the licensing decision: the AFC and UEFA require that, within seven days prior to the start of the period in which the licensing decision is to be made by the first instance body, the applicant must make written representations to the licensor. These representations, among other aspects, must confirm whether or not any events of major economic importance have occurred that may have an adverse impact on the applicant's financial position.

Financial statements for the interim period: the AFC and UEFA prescribe that, if the statutory closing date of the applicant is more than six months before the deadline for submission of the list of licensing decisions to the confederation, then additional financial statements covering the interim period must be prepared and submitted.

Club finance form: CONCACAF and the OFC require clubs to complete and submit an online club finance form.

Reporting entity/entities and reporting perimeter: in the case of UEFA, the applicant must provide the licensor with detailed financial information about all aspects of the club.





STATUS OF CLUB LICENSING IN THE WORLD

156 member associations implemented club licensing in 2016
787 top-tier clubs were granted a licence in 2016

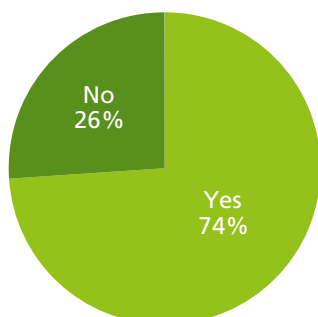
By confederation

As indicated by the data collected, club licensing is on its way to become a fully established concept in the world of football. In 2016, 156 member associations operated club licensing systems at different levels of implementation across the six confederations, accounting for 74% of the total.

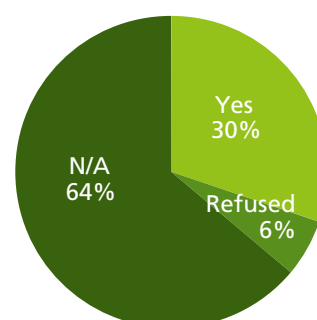
UEFA takes the leading position in this respect, with all of its 55 affiliated countries having already adopted club licensing. At the other end of the spectrum are CONMEBOL and the OFC, where just one of the confederation's member associations adopted the new framework during the last sporting season.

In total, 787 clubs in the world were granted a licence in 2016. This number is split across three confederations – AFC, CAF and UEFA – since for the others the club evaluation procedures have not been fully implemented yet.

	MAs that implemented CL in 2016 for participation in confederation's competition	% of MAs	Clubs that received a licence in 2016	% of clubs
AFC	34	74%	254	49%
CAF	40	74%	61	8%
CONCACAF	25	71%	N/A	N/A
CONMEBOL	1	10%	N/A	N/A
OFC	1	9%	N/A	N/A
UEFA	55	100%	472	66%
Total	156	73.9%	787	30.2%



% of MAs that implemented club licensing in 2016 for participation in confederation's competition



% of top-tier clubs that received a licence in 2016

AFC – CLUB LICENSING

2012 first year of implementation of club licensing
34 member associations implemented club licensing in 2016

Club licensing – confederation level

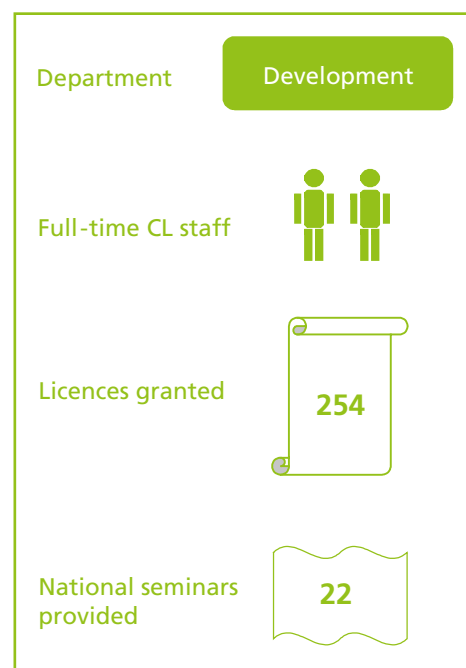
The AFC was the second confederation to adopt club licensing, having introduced it in 2012. Located within the development department, club licensing employs two full-time dedicated staff and is governed by a specific club licensing committee.

During the 2016 season, 34 out of the 46 member associations affiliated to the AFC implemented club licensing, making a total of 323 clubs evaluated. Among these, 254 clubs were able to secure a licence whilst 69 were refused.

In 2016, the AFC organised an annual club licensing seminar at confederation level as well as 22 workshops at national level.

In total, over the past 12 months, 39 member associations attended a club licensing confederation seminar.

	AFC
Year of implementation	2012
Full-time CL staff	2
CL committee	Yes
MAs that implemented CL for participation in confederation's competition	34
Licences granted	254
Licences refused	69
CL seminars at confederation level in 2016	1
MAs that attended a CL confederation seminar over the last 12 months	39
CL seminars at national level in 2016	22



CAF – CLUB LICENSING

2015 first year of implementation of club licensing
40 member associations implemented club licensing in 2016

Club licensing – confederation level


CAF opted for a progressive introduction of club licensing, having started in 2015 with a soft implementation that is a prelude to the formal implementation planned for 2017. In terms of the organigram, club licensing is part of the development department, even though the only dedicated full-time staff member is part of the competitions division.

During the 2016 season, 40 out of the 54 member associations affiliated to the CAF implemented club licensing. Overall, 61 clubs were granted a licence, whilst there were no refusals as the season was still included under the terms of the soft implementation.

In 2016, CAF collaborated with FIFA to organise four club licensing seminars at continental level, whilst 53 workshops were organised at a national level, including the associated members of Réunion and Zanzibar.

	CAF
Year of implementation	2015
Full-time CL staff	1
CL committee	Yes
MAs that implemented CL for participation in confederation's competition	40
Licences granted	61
Licences refused	N/A
CL seminars at confederation level in 2016	4
MAs that attended a CL confederation seminar over the last 12 months	55*
CL seminars at national level in 2016	53

*Associate members are also included in this total



CONCACAF – CLUB LICENSING

- 2016** first year of implementation of club licensing
- 25** member associations implemented club licensing in 2016

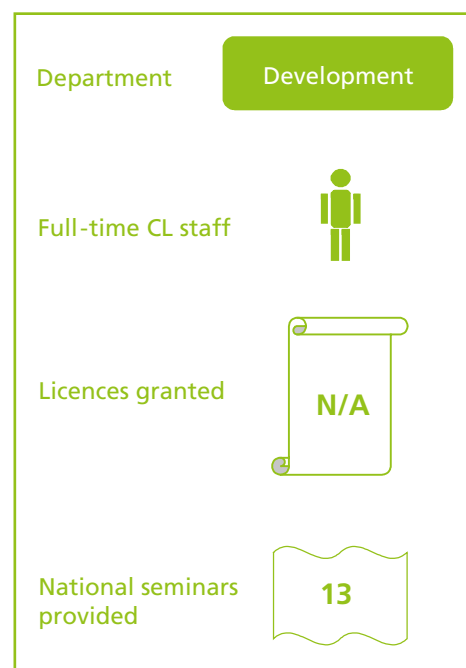
Club licensing – confederation level

In the CONCACAF region, 2016 was the first year of mandatory implementation of club licensing national criteria for affiliated MAs. Located within the development department, the confederation employs one person full time for club licensing.

During the last sporting season, 25 out of the 35 member associations affiliated to CONCACAF implemented club licensing. However, as the confederation's criteria implementation will not begin until 2017, no clubs have been evaluated yet and therefore no licences have been granted or refused.

In order to introduce this new concept at local level, one confederation seminar and 13 national seminars were organised within the region over the last 12 months.

	CONCACAF
Year of implementation	2016
Full-time CL staff	1
CL committee	No
MAs that implemented CL for participation in confederation's competition	25
Licences granted	N/A
Licences refused	N/A
CL seminars at confederation level in 2016	1
MAs that attended a CL confederation seminar over the last 12 months	35
CL seminars at national level in 2016	13



CONMEBOL – CLUB LICENSING

- 2018** first year of implementation of club licensing
- 1** member association implemented club licensing in 2016

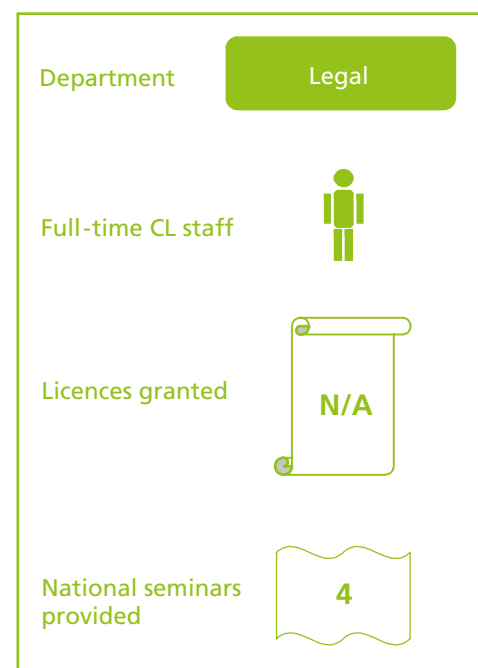
Club licensing – confederation level

CONMEBOL has already defined the pathway and put in place the resources that will prepare the first year of full implementation of club licensing, in 2018. Located within the legal department, the confederation employs one person dedicated full time for the club licensing programme.

During the last sporting season, Peru was the only one out of the ten member associations affiliated to CONMEBOL that implemented club licensing. To date, no clubs have been evaluated yet and therefore no licences were granted or refused.

The first club licensing seminar at confederation level was organised in July 2016, with all ten affiliated countries attending. Alongside that, four national seminars were organised over the last 12 months in Colombia, Paraguay, Peru and Uruguay.

	CONMEBOL
Year of implementation	2018
Full-time CL staff	1
CL committee	Yes
MAs that implemented CL for participation in confederation's competition	1
Licences granted	N/A
Licences refused	N/A
CL seminars at confederation level in 2016	1
MAs that attended a CL confederation seminar over the last 12 months	10
CL seminars at national level in 2016	4



OFC – CLUB LICENSING

- 2017** first year of implementation of club licensing
- 1** member association implemented club licensing in 2016

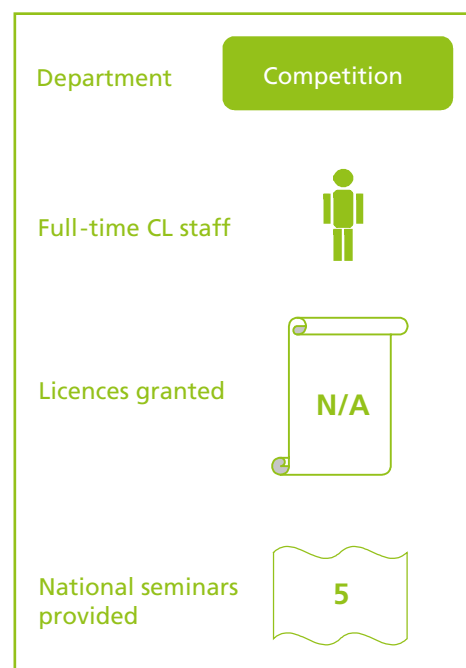
Club licensing – confederation level

The OFC will be adopting club licensing for the first time in 2017. Located in the organigram within the competitions department, club licensing employs one person who is also in charge of the confederation's tournaments.

During 2016, New Zealand was the only country in the region that adopted club licensing. However, to date no clubs have been evaluated and no decisions were taken with regard to licences.

Over the past 12 months, the OFC collaborated with FIFA to organise the first club licensing seminar at confederation level in Auckland (NZL). At this occasion, all 11 member associations from the region attended the event. In addition, five seminars were held at national level.

	OFC
Year of implementation	2017
Full-time CL staff	1
CL committee	No
MAs that implemented CL for participation in confederation's competition	1
Licences granted	N/A
Licences refused	N/A
CL seminars at confederation level in 2016	1
MAs that attended a CL confederation seminar over the last 12 months	11
CL seminars at national level in 2016	5



UEFA – CLUB LICENSING

2004 first year of implementation of club licensing
55 member associations implemented club licensing in 2016

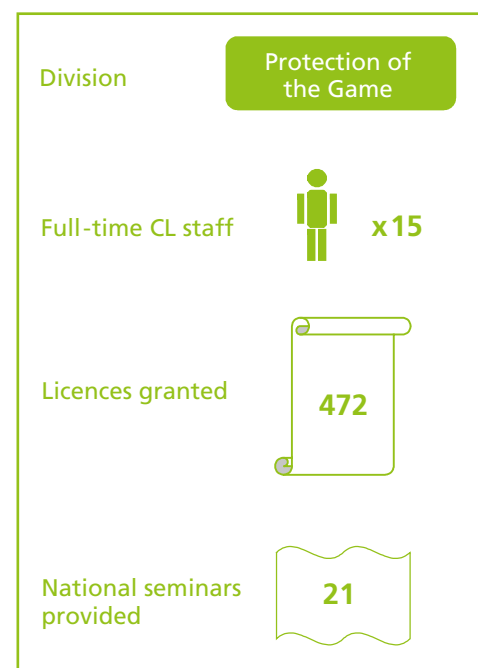
Club licensing – confederation level

UEFA is regarded as the pioneer in terms of club licensing, having introduced the concept in 2004. In terms of the organigram, club licensing is included in the “protection of the game” division, where 15 people are working full time in club licensing and financial fair play.

As further confirmation of the level of implementation of club licensing in Europe, currently all 55 member associations affiliated to UEFA have adopted the system. Overall, 558 clubs were evaluated with regard to the participation in the most recent European competitions. Of these, 472 were granted a licence whilst 86 saw it refused.

In 2016, UEFA organised five club licensing seminars at continental level, whilst 21 workshops were organised at national level.


	UEFA
Year of implementation	2004
Full-time CL staff	15
CL committee	Yes
MAs that implemented CL for participation in confederation’s competition	55
Licences granted	472
Licences refused	86
CL seminars at confederation level in 2016	5
MAs that attended a CL confederation seminar over the last 12 months	55
CL seminars at national level in 2016	21





REGIONAL CLUB COMPETITIONS





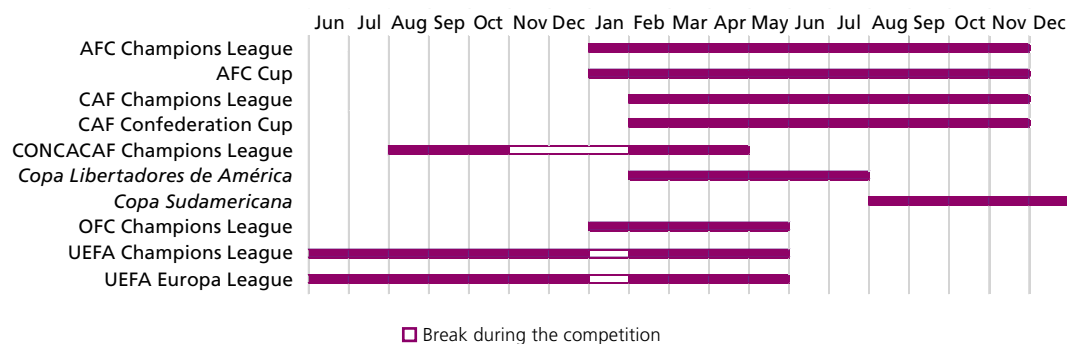
OVERVIEW OF REGIONAL CLUB COMPETITIONS

10 regional top-tier competitions in the world
532 top-tier clubs participated in a regional competition

By confederation (qualifying rounds included)

	Number of clubs participating	% of total top-tier clubs	Open to all MAs
AFC	75	14.4%	Yes
AFC CHAMPIONS LEAGUE	45	8.7%	No
AFC CUP	36	6.9%	No
CAF	106	14.1%	Yes
CAF CHAMPIONS LEAGUE	55	7.3%	Yes
CAF CONFEDERATION CUP	59	7.8%	Yes
CONCACAF	24	7.2%	Yes
CONCACAF CHAMPIONS LEAGUE	24	7.2%	Yes
CONMEBOL	76	43.7%	Yes
COPA LIBERTADORES DE AMÉRICA	38	20.1%	Yes
COPA SUDAMERICANA	47	27.0%	Yes
OFC	15	14.2%	Yes
OFC CHAMPIONS LEAGUE	15	14.2%	Yes
UEFA	236	32.8%	Yes
UEFA CHAMPIONS LEAGUE	78	10.8%	Yes
UEFA EUROPA LEAGUE	191	26.6%	Yes
Total	532	20.4%	

Clubs that participated in more than one regional competition over the same season were counted just once in the respective confederation's total (e.g. Manchester United, which took part in both the UEFA Champions League and the UEFA Europa League during the 2015-2016 season, counted only once in UEFA's total of 236 clubs)



AFC – REGIONAL CLUB COMPETITIONS

- 18** member associations participated in a final in the past ten years
- 12** member associations won a competition in the past ten years

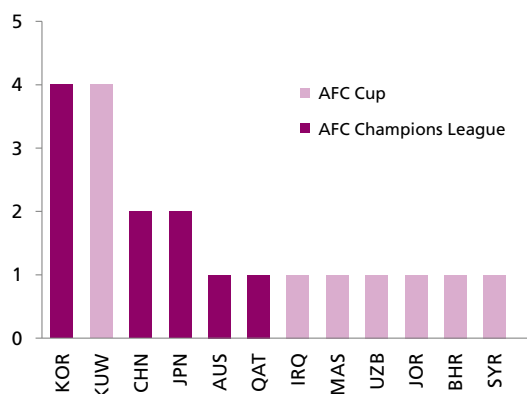
Regional top-tier competitions – structure and competitive balance

During the 2015-2016 season, the AFC organised two regional club competitions, the AFC Champions League and the AFC Cup.

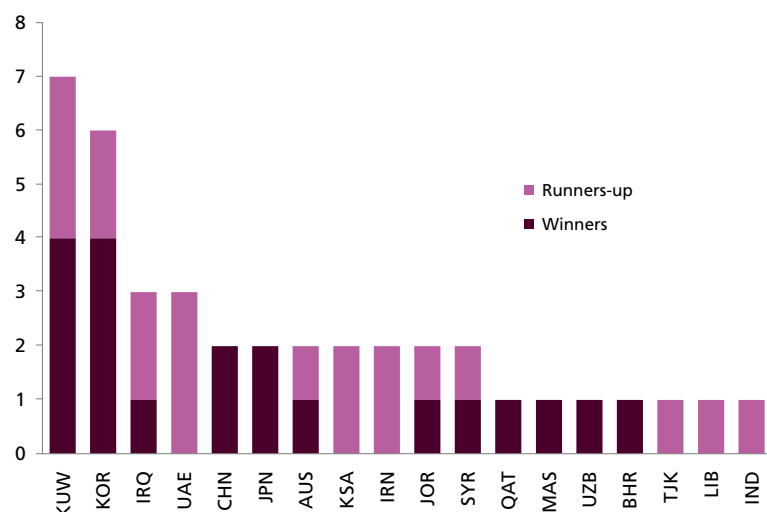
Without taking into consideration the six teams which entered the AFC Cup coming from the AFC Champions League, 75 different clubs had access to an AFC regional competition in 2016, representing 14.4% of all top-tier clubs in the region.

The AFC competitions were the only ones in the world that were not open to all the member associations affiliated to the confederation. The separation in terms of access to the tournaments, based on the AFC Member Association Ranking, is clearly reflected in the analysis of the results of the past ten editions of both competitions. Twelve different MAs won at least one trophy during this period, while 18 countries had at least one representative contesting a regional final.

A new format of the AFC Cup will be introduced in the 2017 season.



Aggregate no. of victories per MA (last ten editions of both competitions)

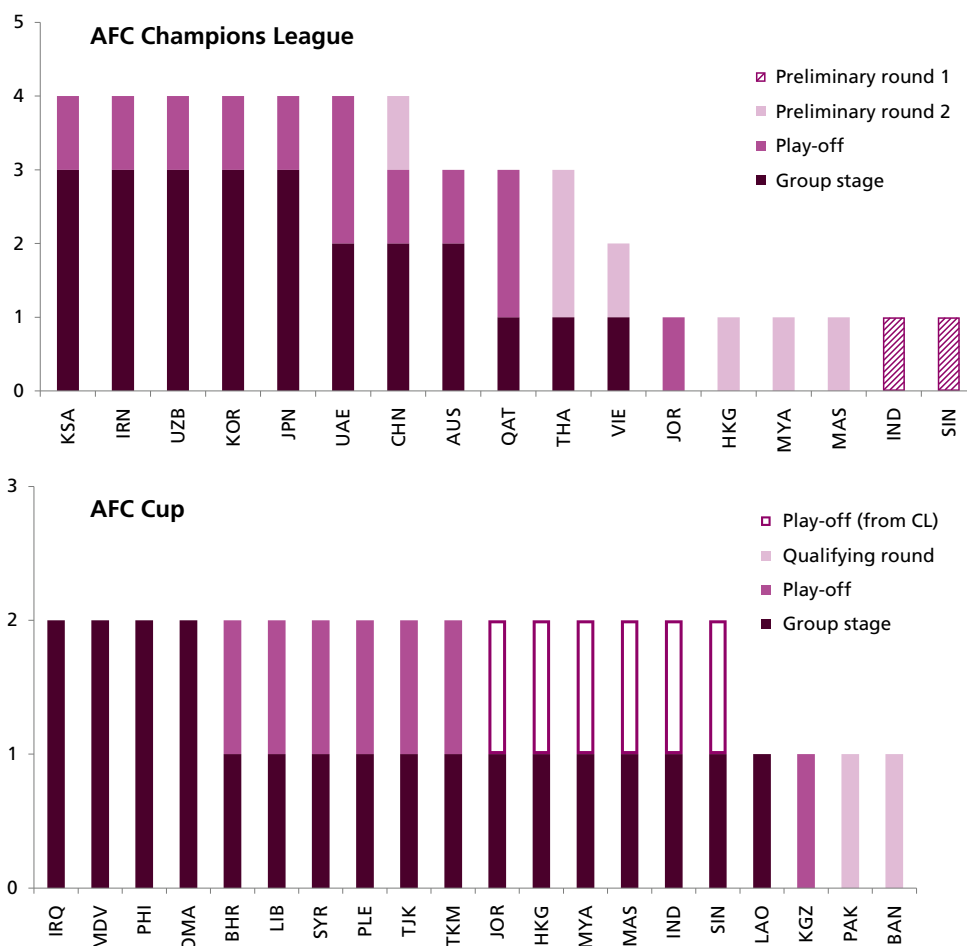


Aggregate no. of appearances in the final per MA (last ten editions of both competitions)

	AFC CHAMPIONS LEAGUE	AFC CUP
Inaugural season	2002	2004
No. of participating clubs	45	36
Total prize money	USD 15m	USD 2.2m
Current champions	Jeonbuk Hyundai Motors FC (KOR)	Al-Quwa Al-Jawiya (IRQ)
Competition format	Preliminary stage + play-off stage + group stage + knockout stage	Preliminary stage + play-off stage + group stage + knockout stage
Final format	Home and away match	Single match
Sponsors	Emirates, Nikon, Panasonic, QNB, RasGas, SDLG, Asahi, Seiko, Yanmar	Emirates, Nikon, Panasonic, QNB, RasGas, SDLG, Asahi, Seiko, Yanmar
Suppliers	Nike	Nike

- 75** different top-tier clubs participated in a regional competition
- 6** clubs participated in both competitions in 2016

Regional top-tier competitions – access per member association and per different stage of the tournament



CAF – REGIONAL CLUB COMPETITIONS

- 12** member associations participated in a final in the past ten years
- 8** member associations won a competition in the past ten years

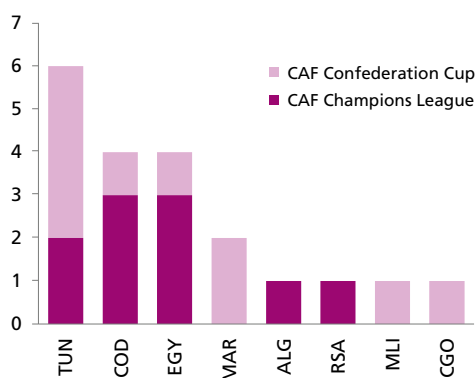
Regional top-tier competitions – structure and competitive balance

CAF organised two regional competitions in 2016, the CAF Champions League and the CAF Confederation Cup. Not counting the eight clubs that participated in both tournaments, 106 teams played on the regional stage, representing 14% of the total top-tier clubs from Africa.

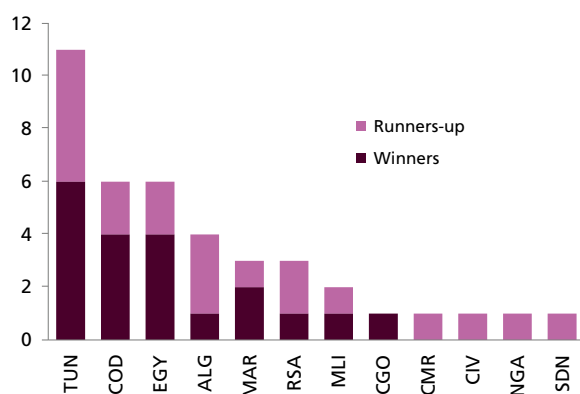
Tunisia has been the most successful nation over the past ten editions of African club football, achieving six victories and 11 appearances in a final. Eight member associations won at least one competition during this period, while 12 countries had at least one representative playing in an international final.

In terms of access to the tournaments, CAF allowed only a maximum of two guaranteed berths per country to participate in its regional competitions. The Federation of Zanzibar, despite being only an associate member of CAF, secured one slot for each of the tournaments during the 2016 season.

The African confederation will introduce a new format for both its regional competitions starting in the 2017 season.



Aggregate no. of victories per MA (last ten editions of both competitions)



Aggregate no. of appearances in the final per MA (last ten editions of both competitions)

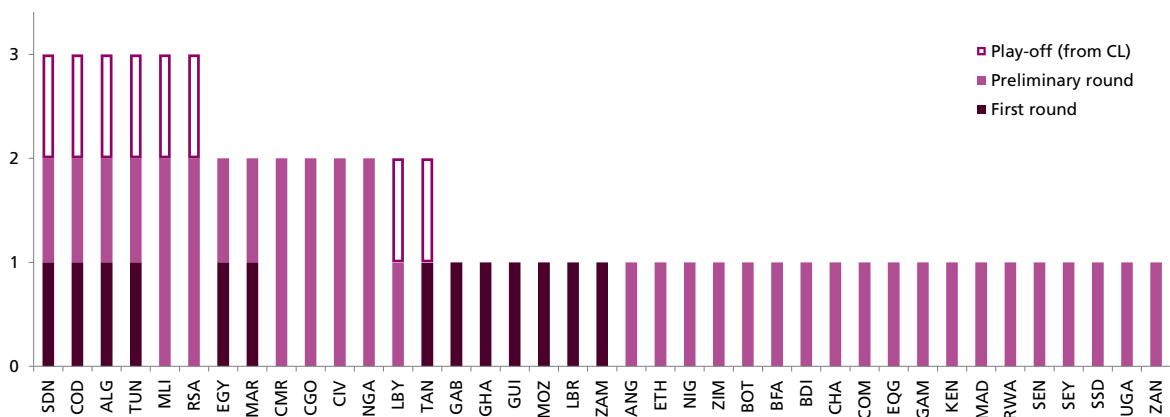
	CAF CHAMPIONS LEAGUE	CAF CONFEDERATION CUP
Inaugural season	1965	2004
No. of participating clubs	55	59
Total prize money	USD 5.7m	USD 2.4m
Current champions	Mamelodi Sundowns (RSA)	TP Mazembe (CGO)
Competition format	First phase + group stage + semi-finals + final	First phase + group stage + semi-finals + final
Final format	Home and away	Home and away
Sponsors	Total	Total
Suppliers	N/A	N/A

106 different top-tier clubs participated in a regional competition
8 clubs participated in both competitions in 2016

Regional top-tier competitions – access per member association and per different stage of the tournament



CAF Champions League



CAF Confederation Cup

CONCACAF – REGIONAL CLUB COMPETITIONS

- 4** member associations participated in a final in the past ten years
- 1** member association won a competition in the past ten years

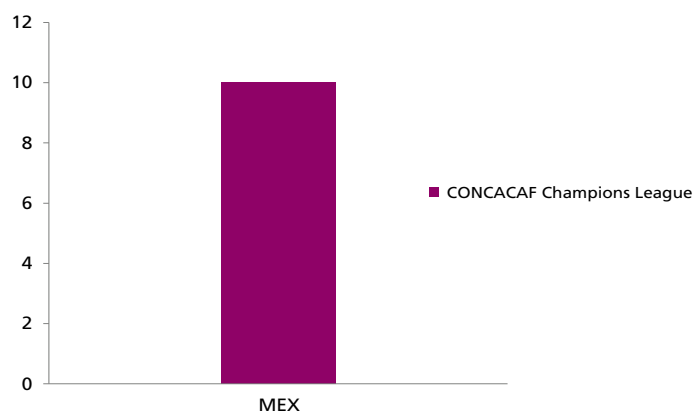
Regional top-tier competition – structure and competitive balance

During the 2015-2016 season, CONCACAF organised one regional competition, the CONCACAF Champions League. 24 clubs (7.7% of the total) from 12 different nations competed in the tournament that started in August and ended in April with an all-Mexican final between América and Tigres UANL.

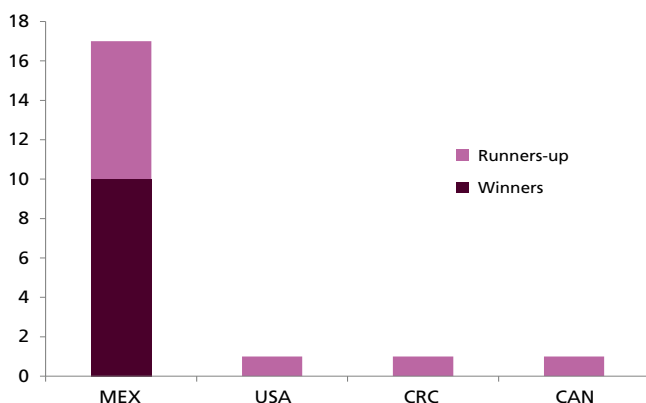
Mexico have won all ten past editions of the Champions League, boasting an impressive number of 17 total appearances in a final. Only Montreal Impact (CAN), Real Salt Lake (USA) and Deportivo Saprissa (CRC) could break this dominance by earning a place in the final during the last decade. Therefore, in the last ten years, only four different countries had at least one representative in the final.

In terms of access to the tournament, Mexico and the USA were the most represented countries with four clubs each, while three berths were allocated to the top three finishers of the Caribbean Football Union Club Championship.

A new format of the CONCACAF Champions League will be introduced as of the 2017-2018 season.



Aggregate no. of victories per MA (last ten editions of the competition)

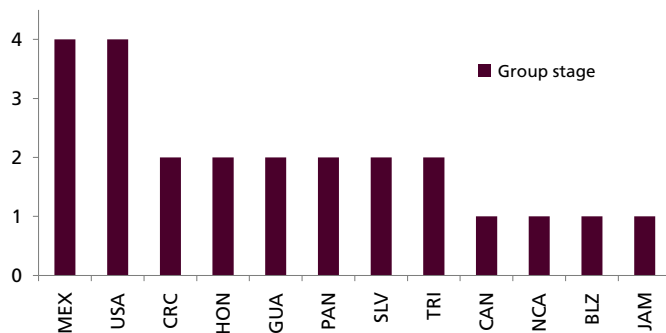


Aggregate no. of appearances in the final per MA (last ten editions of the competition)

	CONCACAF CHAMPIONS LEAGUE
Inaugural season	1962
No. of participating clubs	24
Total prize money	USD 1.2m
Current champions	Club América (MEX)
Competition format	Group stage + knockout phase
Final format	Home and away
Sponsors	Scotiabank
Suppliers	Nike

- 24** top-tier clubs participated in a regional competition
- 12** different countries had a representative in a regional competition

Regional top-tier competition – access per MA and per different stage of the tournament



CONCACAF Champions League

CONMEBOL – REGIONAL CLUB COMPETITIONS

- 8** member associations participated in a final in the past ten years
- 5** member associations won a competition in the past ten years

Regional top-tier competitions – structure and competitive balance

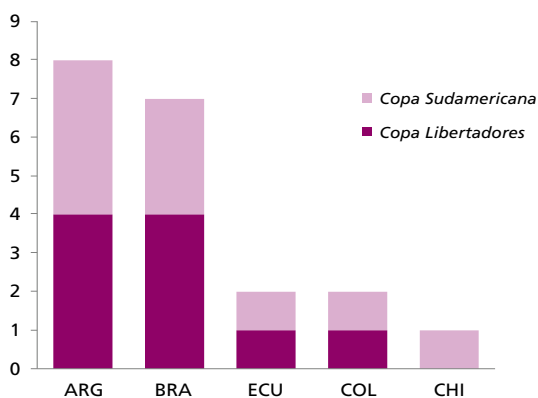
In 2016, CONMEBOL organised two regional competitions, the Copa Libertadores and the Copa Sudamericana. Not taking into consideration the six clubs that participated in both tournaments, a remarkable 43.7% of the teams from the region played on the international stage during the past season.

The Copa Libertadores was also the only regional competition that gave access to clubs from a different confederation, with three Mexican sides being allocated a slot for the last edition.

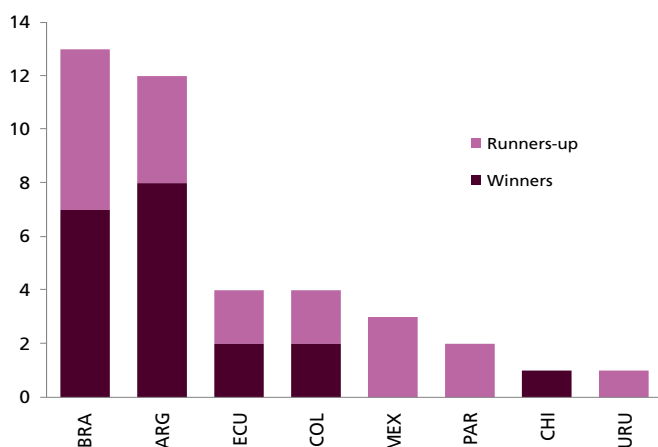
The other peculiarity is that the two tournaments did not follow the same calendar season and therefore allowed the possibility for a club to hold both titles in the same year.

Five different MAs won at least one competition during this period of time, while eight countries had at least one representative competing at an international final.

CONMEBOL will introduce a new format for both its regional competitions starting from the 2017 season.



Aggregate no. of victories per MA (last ten editions of both competitions)



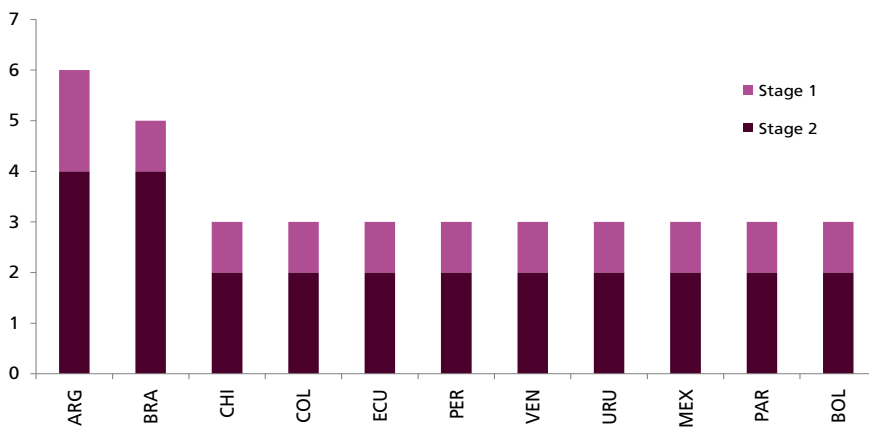
Aggregate no. of appearances in the final per MA (last ten editions of both competitions)

	COPA LIBERTADORES	COPA SUDAMERICANA
Inaugural season	1960	2002
No. of participating clubs	38	47
Total prize money	USD 92.1m	USD 31.8m
Current champions	Atlético Nacional (COL)	Chapecoense (BRA)
Competition format	First stage + group phase + knockout phase	Knockout phase
Final format	Home and away	Home and away*
Sponsors	Bridgestone	N/A
Suppliers	Nike	Nike

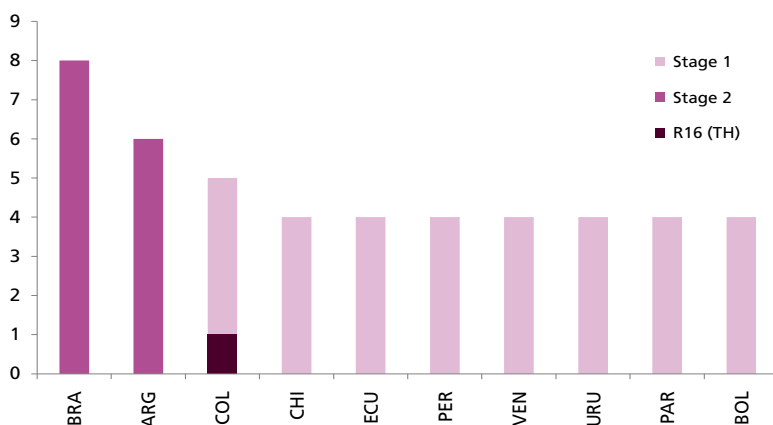
* *Copa Sudamericana's* final was not contested in 2016 due to the tragic event that involved one of the teams, Chapecoense (BRA). The club was awarded the trophy.

- 76** top-tier clubs participated in a regional competition
- 6** clubs participated in both competitions in 2016

Regional top-tier competitions – access per MA and per different stage of the tournament



CONMEBOL Copa Libertadores



CONMEBOL Copa Sudamericana

OFC – REGIONAL CLUB COMPETITIONS

- 6** member associations participated in a final in the past ten years
- 2** member associations won a competition in the past 10 years

Regional top-tier competition – structure and competitive balance

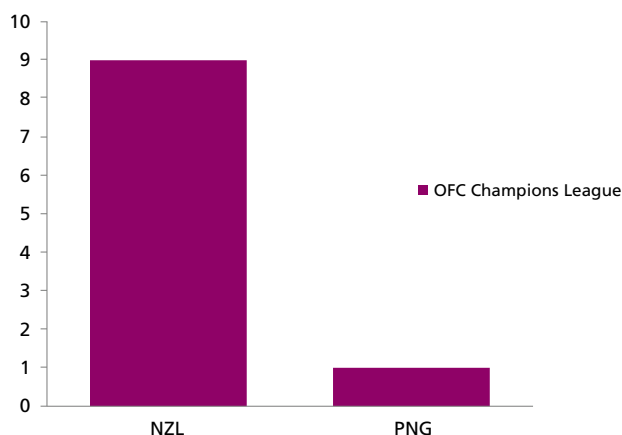
The OFC organised one regional competition in 2016, the OFC Champions League. Fifteen clubs (14.1% of the total) from all 11 affiliated member associations participated in the tournament, which ran from January to May 2016 and ended with an all-New Zealand final between Auckland City FC and Team Wellington.

New Zealand have won nine of the last ten editions of the OFC Champions League, with a total of 13 appearances in the final. The only club that was able to interrupt this winning streak was Hekari United (PNG) in the 2009-2010 season.

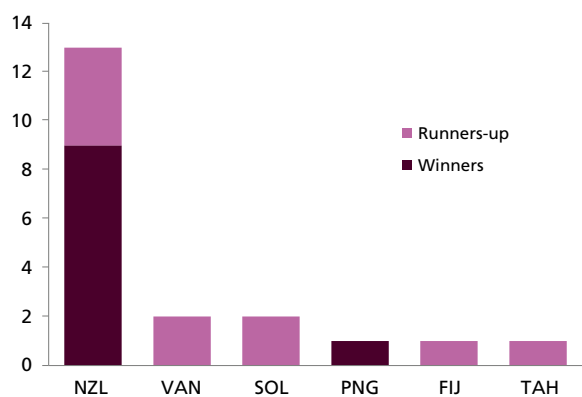
Therefore, only two countries have won the competition in the last ten years, while six have been able to contest a final during the same period.

In terms of access to the tournament, Fiji, New Caledonia, New Zealand and Papua New Guinea were the most represented nations, with two clubs each.

A new format of the OFC Champions League will be introduced in the 2017 season.



Aggregate no. of victories per MA (last ten editions of the competition)

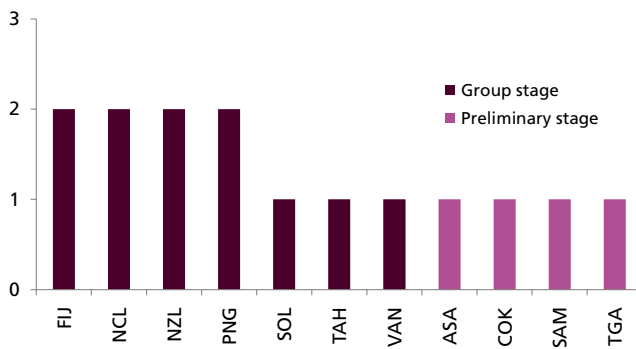


Aggregate no. of appearances in the final per MA (last ten editions of the competition)

	OFC CHAMPIONS LEAGUE
Inaugural season	2007
No. of participating clubs	15
Total prize money	N/A
Current champions	Auckland City FC (NZL)
Competition format	Preliminary round + group stage + semi-finals + final
Final format	Single match
Sponsors	N/A
Suppliers	N/A

- 15** top-tier clubs participated in a regional competition
- 11** different countries had a representative in the regional competition

Regional top-tier competitions – access per MA and per different stage of the tournament



OFC Champions League

UEFA – REGIONAL CLUB COMPETITIONS

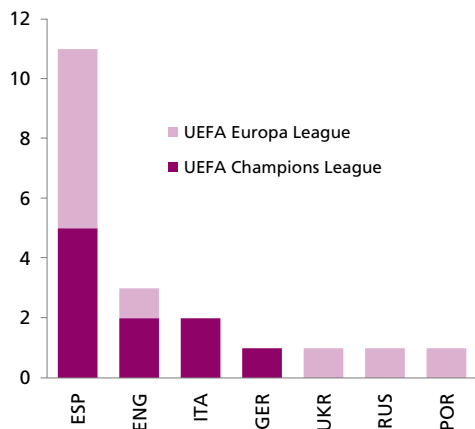
- 8** different member associations participated in a final in the past ten years
- 7** member associations won a competition in the past 10 years

Regional top-tier competitions – structure and competitive balance

UEFA organised two international top-tier competitions during the 2015-2016 season, the UEFA Champions League and the UEFA Europa League. Excluding the clubs that later joined the Europa League coming from the Champions League, 236 different clubs competed on an international level – 32.8% of the total top-tier clubs from the region.

Spain has been the most successful country over the past ten years of UEFA tournaments, winning 11 European titles and making 15 appearances in a final. Taking into consideration the last ten sporting seasons, seven member associations won a trophy while eight countries had a representative playing in a final over the same period.

European competitions were considerably interconnected: 33 clubs in total participated in the last edition of the Europa League after starting their season in the Champions League.



Aggregate no. of victories per MA (last ten editions of both competitions)

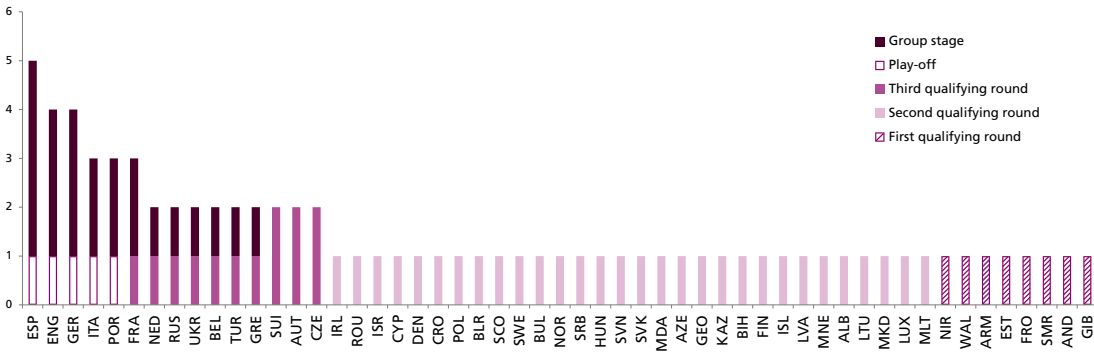


Aggregate no. of appearances in the final per MA (last ten editions of both competitions)

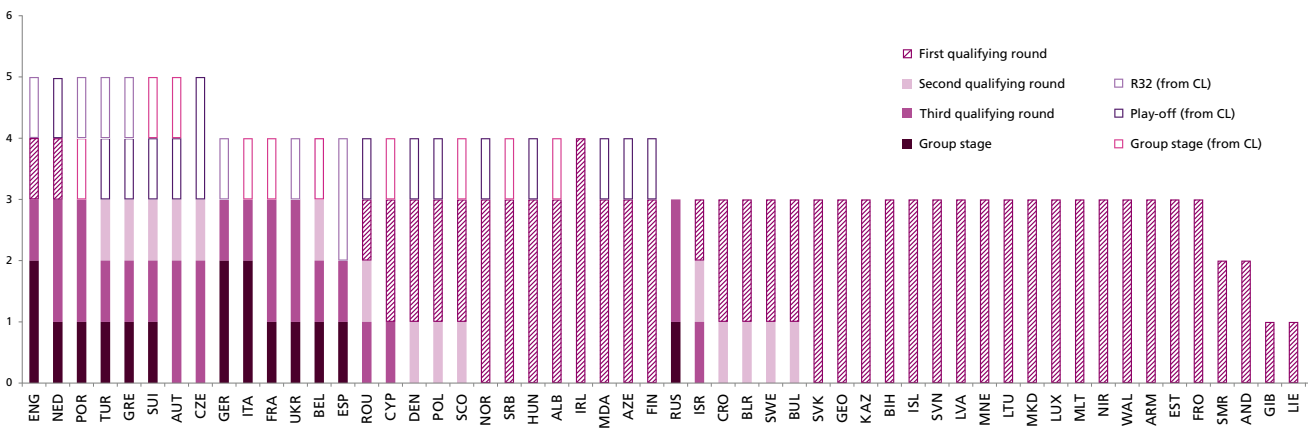
	UEFA CHAMPIONS LEAGUE	UEFA EUROPA LEAGUE
Inaugural season	1955	1971
No. of participating clubs	78	191
Total prize money	EUR 1.3bn	EUR 399.8m
Current champions	Real Madrid C.F. (ESP)	Sevilla FC (ESP)
Competition format	3 x qualifying round + play-off round + group stage + knockout phase	3 x qualifying round + play-off round + group stage + knockout phase
Final format	Single match	Single match
Sponsors	adidas, Heineken, Gazprom, Nissan, Unicredit, Lays, MasterCard, PS4	adidas, FedEx, Enterprise, Unicredit, Hankook, Amstel
Suppliers	adidas	adidas

236 different clubs participated in a regional competition
33 clubs participated in both competitions in 2016

Regional top-tier competitions – access per MA and per different stage of the tournament



UEFA Champions League



UEFA Europa League

REGIONAL WOMEN'S AND YOUTH CLUB COMPETITIONS

- 71** clubs competed in a regional women's competition
- 3** regional youth competitions were organised in 2015-2016

Women competitions

In line with the fast development of women's football on a global scale, two regional competitions for clubs were organised by the respective confederations during the last season. In CONMEBOL's *Copa Libertadores Femenina*, 12 clubs competed for the trophy last December, while the UEFA Women's Champions League – which ran from August to May – pitted 59 sides against each other. In total, 71 clubs had access to international competitions during the 2015-2016 season, accounting for 4.4% of the total worldwide.

	CONMEBOL COPA LIBERTADORES FEMENINA	UEFA WOMEN'S CHAMPIONS LEAGUE
Inaugural season	2009	2001
No. of participating clubs	12	59
Total prize money	N/A	EUR 0.65m
Current champions	Sportivo Limpeño (PAR)	Olympique Lyonnais (FRA)
Competition format	Group stage + semi-finals + final	Group stage + knockout phase
Calendar	December	August to October/November and March to May
Final format	Single match	Single match
Sponsors	N/A	adidas, Heineken, Gazprom, Nissan, Unicredit, Lays, MasterCard, PS4 (All final only)
Suppliers	Nike	adidas (final only)

Youth competitions

Youth football was represented on the regional stage in 2015-2016 through three competitions. The UEFA Youth League pitted 64 European youth clubs against each other – 32 representatives from the senior clubs that entered the group stage of the UEFA Champions League and 32 that gained access to the tournament after winning their domestic championship. In February 2016, CONMEBOL organised the third edition of the *Copa Libertadores Sub-20* involving 12 clubs from all ten member associations. Finally, over the past season, CONCACAF organised the second edition of its U-13 Champions League. Sixteen clubs competed for the title of the development competition during the month of July.

	CONCACAF U-13 CHAMPIONS LEAGUE	CONMEBOL COPA LIBERTADORES SUB-20	UEFA YOUTH LEAGUE
Inaugural season	2015	2011	2013
No. of participating clubs	16	12	64
Total prize money	N/A	N/A	N/A
Current champions	Santa Ana (SLV)	São Paulo (BRA)	Chelsea (ENG)
Competition format	Group stage + knockout phase	Group stage + semi-finals + final	Champions League & domestic champions paths + play-offs + knockout phase
Calendar	July	February	September to December - February to April
Final format	Single match	Single match	Single match
Sponsors	Scotiabank	N/A	adidas - Gazprom - Nissan - Unicredit - Lays - MasterCard - PS4 - PES2016
Suppliers	Scotiabank	N/A	adidas



NATIONAL MEN'S TOP-TIER COMPETITIONS





OVERVIEW OF NATIONAL TOP-TIER COMPETITIONS

202	national top-tier competitions
2,607	top-tier clubs
12.9	average number of clubs per national top-tier competition

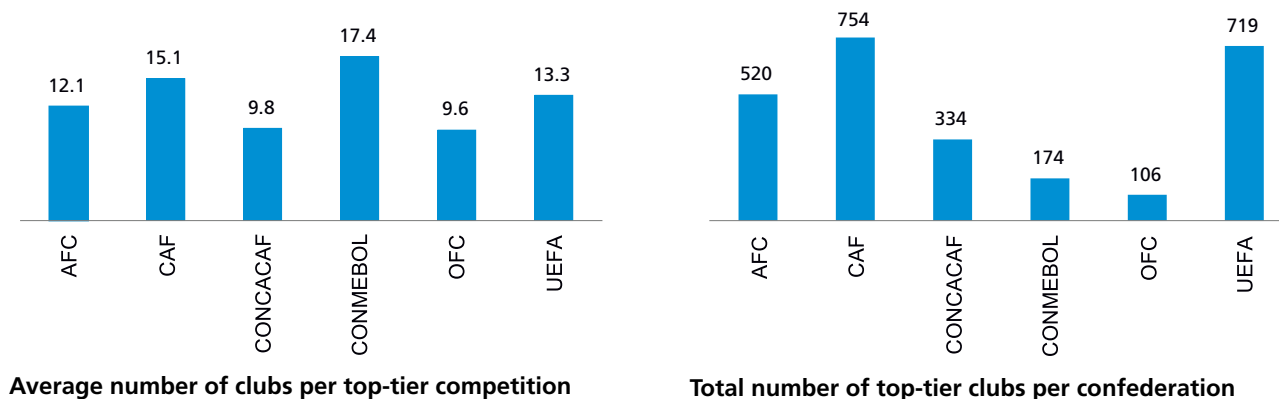
By confederation

202 top-tier competitions took place during the 2015-2016 and 2016 seasons around the world, covering 95.7% of the 211 member associations affiliated to FIFA. Both CONMEBOL and the OFC share the record of having a league in each and every one of their member countries.

Around the globe, 2,607 clubs competed at the top-division level. With 754 sides spread throughout 50 leagues, Africa is the region that contributed the most to this number, while Oceania produced the smallest figure, with its 106 teams across 11 domestic competitions.

On average, 13 clubs competed per top-tier league across the six confederations. The highest value is the 17.4 registered by CONMEBOL and the lowest is the 9.6 observed in the OFC region.

	MA's with a national top men's football league	% of MA's
AFC	43	93%
CAF	50	93%
CONCACAF	34	97%
CONMEBOL	10	100%
OFC	11	100%
UEFA	54	98%
Total	202	95.7%



OVERVIEW OF NATIONAL TOP-TIER COMPETITIONS

84.5% of top-tier competitions in the world used a promotion/relegation system
2.36 average number of teams potentially relegated to the lower division
30.5% of top-tier competitions in the world adopted a special format

By confederation

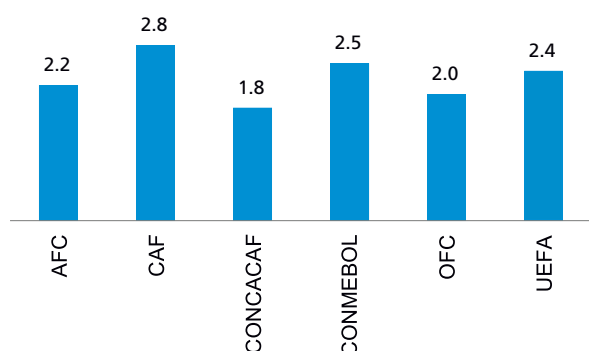
84.6% of the domestic top-tier competitions around the world in 2015-2016 and 2016 were based on a promotion/relegation system. In the CONMEBOL region, all of the leagues followed this open structure, while in Oceania, a format with no promotion/relegation was adopted in the majority of the countries, considering that in four countries no lower divisions were operated.

Similarly, the South American region stands out for the number of leagues that adopted a special format – to be here considered here as different to the classic one-table ranking system used to determine the champions. These special formats include the *Apertura/Clausura* scheme traditionally used in several Latin American countries, and the play-off structure implemented in many national tournaments at the end of the so-called “regular season”.

Africa has the highest average number of teams potentially relegated to the lower division at the end of the season (2.8), while CONCACAF recorded the lowest (1.8).

	National top-tier championships using a promotion/relegation system
AFC	76.7%
CAF	92.0%
CONCACAF	70.6%
CONMEBOL	100%
OFC	45.5%
UEFA	98.1%

	National top-tier championships using a special format
AFC	18.6%
CAF	16.0%
CONCACAF	55.9%
CONMEBOL	80.0%
OFC	36.4%
UEFA	29.6%



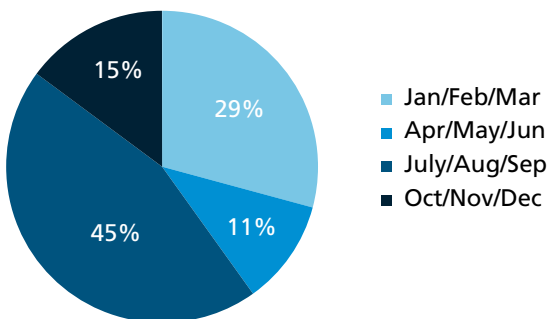
Average number of clubs potentially relegated per top-tier competition

34% of top-tier competitions started in either August or September
73% domestic top-tier championships ended in May

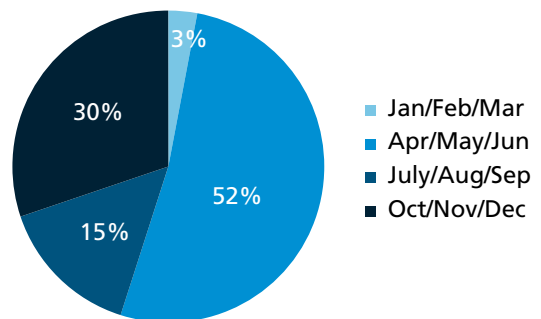
45% of the top-tier national competitions around the world started in the period between July and September 2015 and 52% ended between April and June 2016, manifesting the traditional "dual-year calendar".

The existence of a second model is confirmed by the observation of the other common trend. 29% of the leagues around the world commenced between January and March 2016 and 30% ended during the last three months of the year, giving shape to the typical "calendar-year" scheme.

These two models (dual-year and calendar year) combined covered more than 80% of the domestic top-tier competitions worldwide.



Start month



End month

AFC – NATIONAL TOP-TIER COMPETITIONS

43 national top-tier competitions
520 top-tier clubs
12.1 average number of clubs per top-tier competition

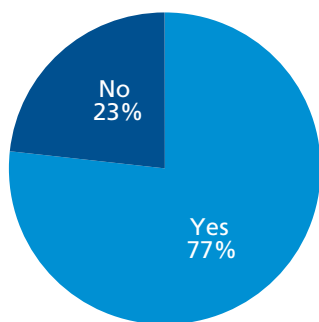
National top-tier competitions – structure

With its 43 domestic competitions and 520 clubs, the Asian Football Confederation contributed 19.9% of the total number of top-tier teams around the world.

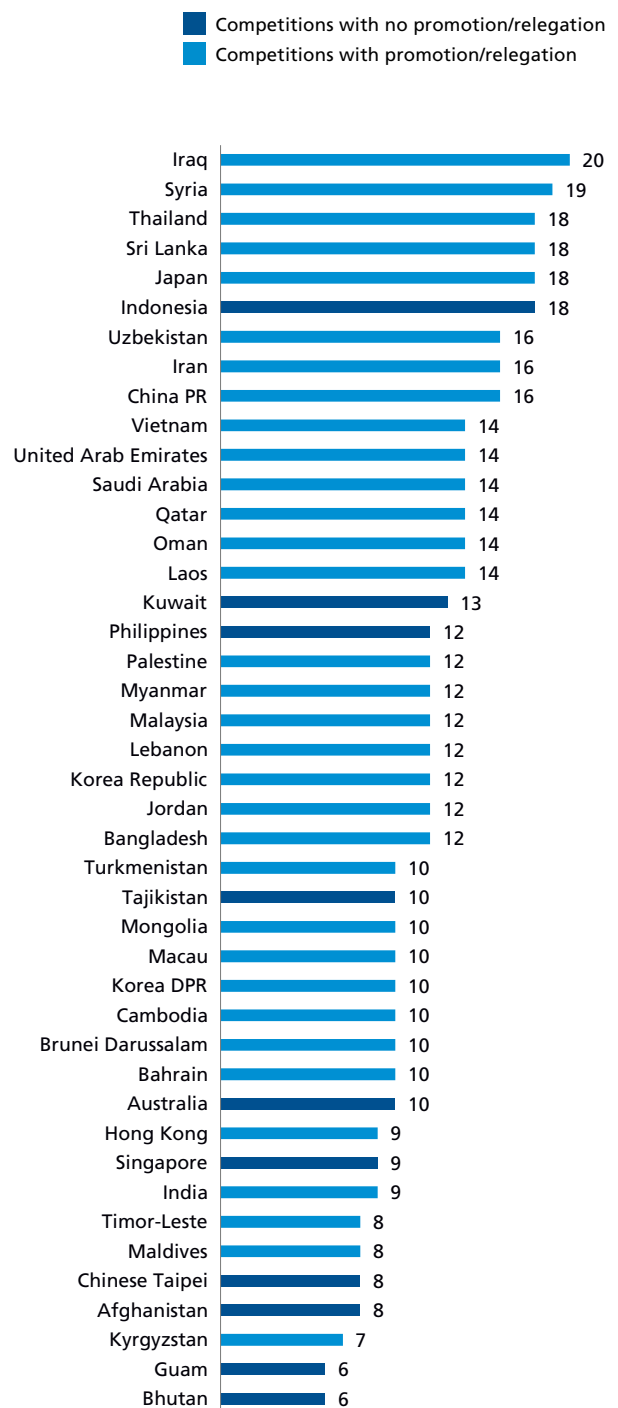
The average number of teams per competition in the region was 12.1. The Iraqi Premier League was the biggest league in size with 20 clubs, while Bhutan's National League and Guam's Soccer League were the smallest, each of them having had six teams competing.

The three member associations affiliated to the AFC that did not have a national league during the 2015-2016 season were Nepal, Pakistan and Yemen.

77% of the top-tier competitions in the AFC region adopted a promotion/relegation system, while 18.6% followed a special format.

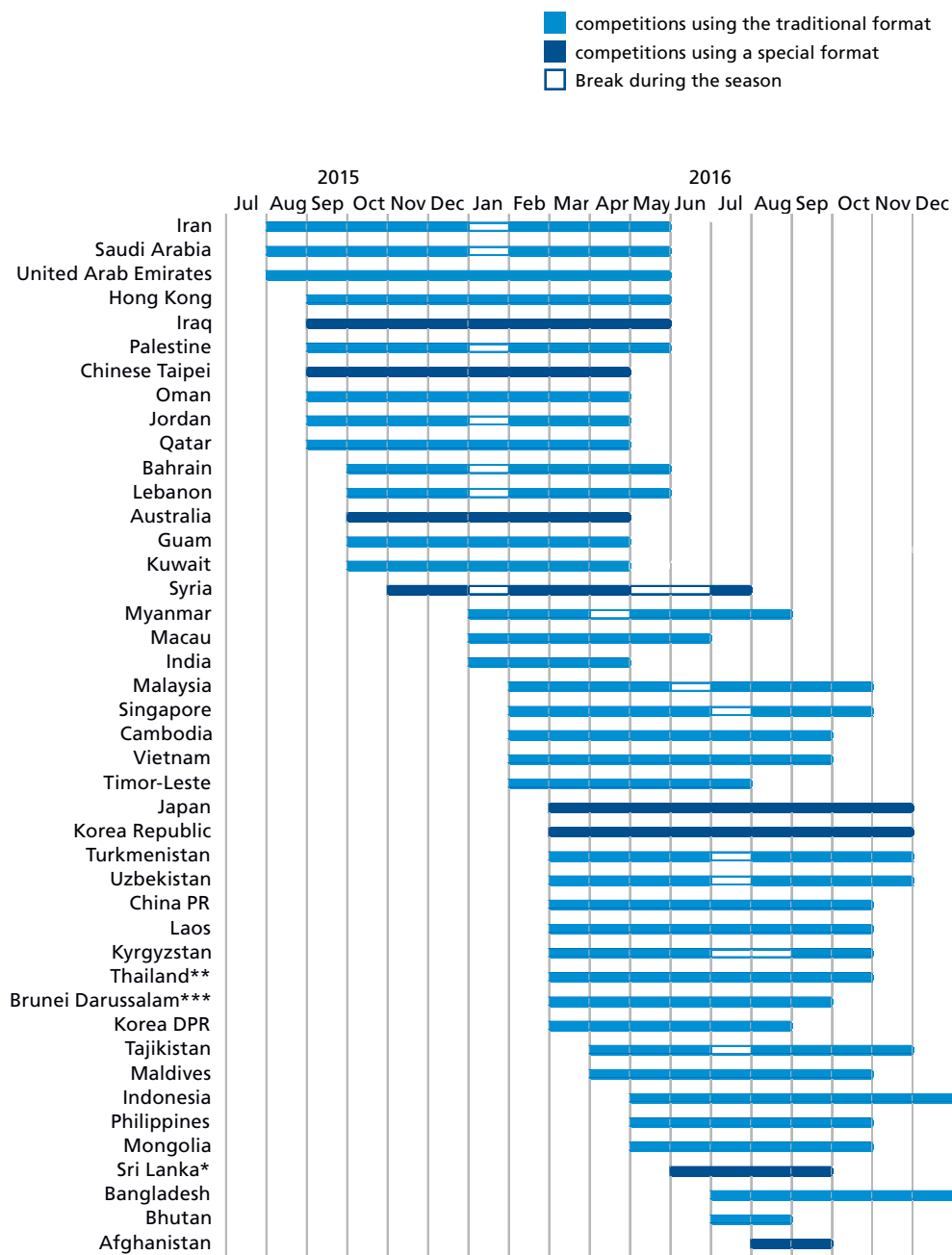


Promotion/relegation



35% of national top-tier competitions ended either in April or May
7.5 average duration in months for a top-tier competition in the region
18.6% of top-tier competitions adopted a special format

National top-tier competitions – calendar



* Sri Lanka's Dialog Champions League was postponed at the end of 2016 and resumed in January 2017, with completion expected in February.

** Thailand's Premier League was stopped in October and the championship was considered as final on that date.

*** The second half of the season in Brunei was cancelled because of time constraints, ending the league de facto in September.

CAF – NATIONAL TOP-TIER COMPETITIONS

50 national top-tier competitions
754 top-tier clubs
15.1 average number of clubs per top-tier competition

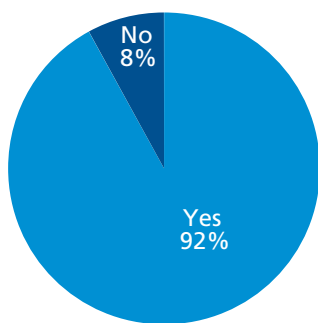
National top-tier competitions – structure

The 754 top-tier clubs from the African region represented the highest number across the six confederations, contributing 28.9% of the total number of top-tier teams around the world.

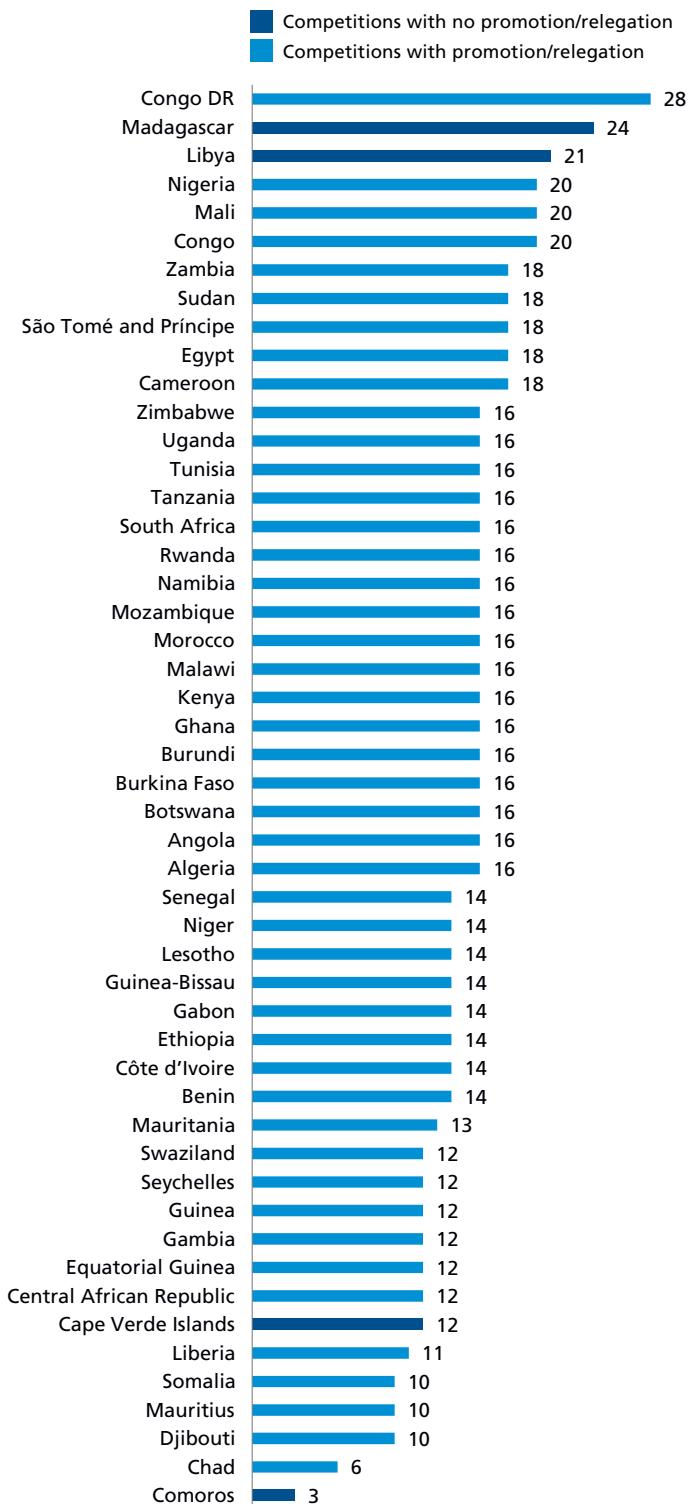
93% of the countries affiliated to CAF had a national league during the 2015-2016 and 2016 seasons, the exceptions being Eritrea, Sierra Leone, South Sudan and Togo.

Congo DR's Division 1 was the biggest tournament in terms of size in the region, with 28 clubs divided into three groups, while Comoros – with only three clubs – staged the smallest competition in the world. However, this national league was only contested by the champions from previous local competitions.

The open format featuring promotion/relegation was by far the most common in Africa, with only four exceptions – Madagascar, Libya, Cape Verde and the aforementioned Comoros. The percentage of leagues using a special format for their competition was only 16%.

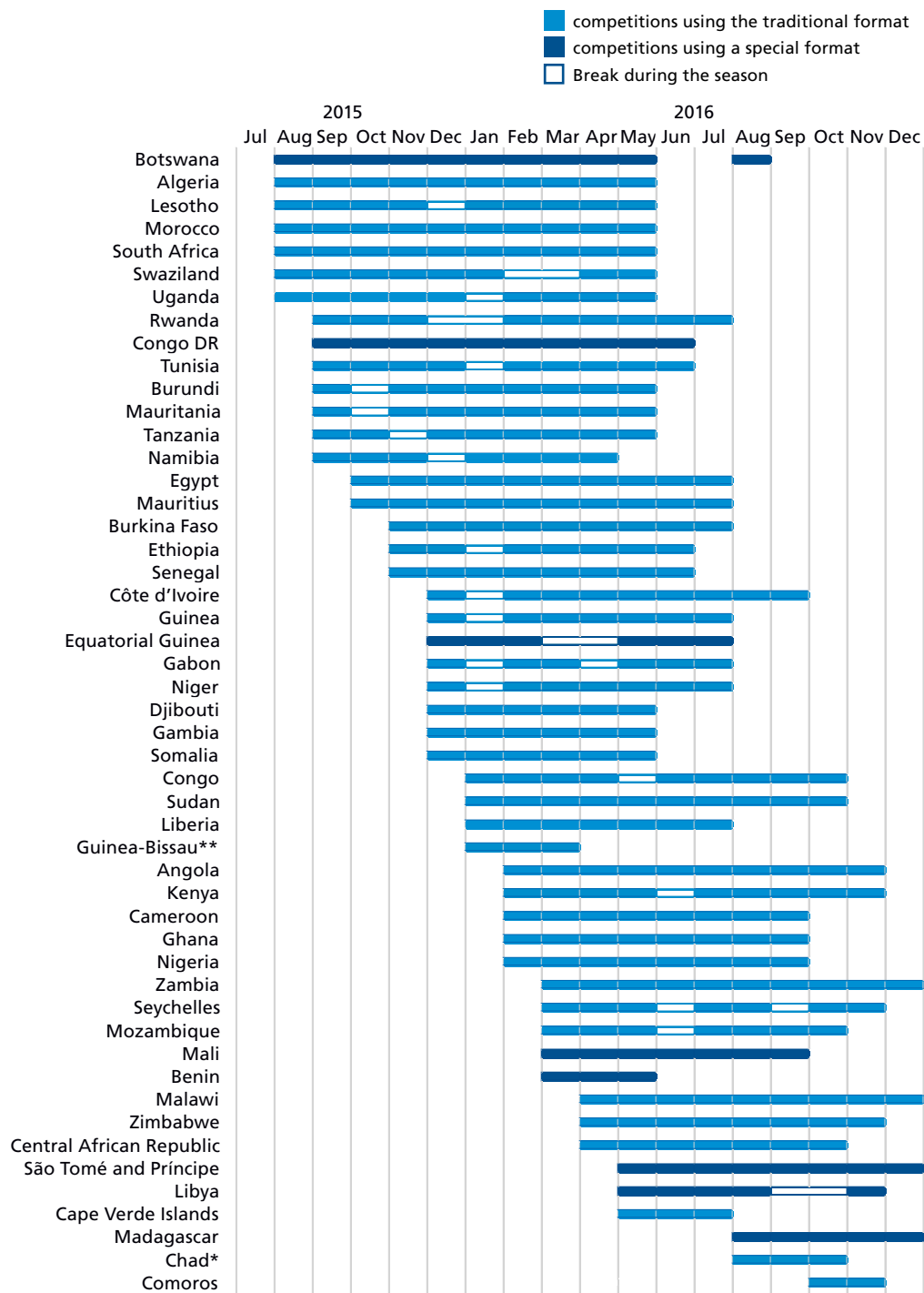


Promotion/relegation



25.5% of national top-tier competitions ended in May
7.9 average duration in months for a top-tier competition in the region
16% of top-tier competitions adopted a special format

National top-tier competitions – calendar



When there is a gap or gaps, it signifies that the competition is composed of separate phases or tournaments (e.g. Apertura/Clausura).
 * Chad's Championnat National started in August 2016 but was soon suspended due to financial issues and plans to resume it were reported for 2017.
 ** Guinea-Bissau's tournament was suspended in March 2016 and subsequently cancelled.

CONCACAF – NATIONAL TOP-TIER COMPETITIONS

34 national top-tier competitions
334 top-tier clubs
9.8 average number of clubs per top-tier competition

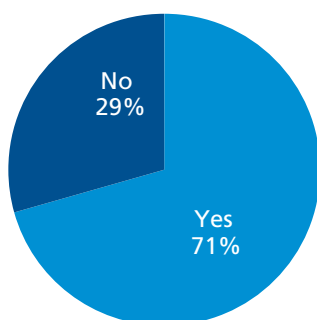
National top-tier competitions – structure

34 domestic top-tier competitions were held in the CONCACAF region during the 2015-2016 and 2016 seasons. 334 clubs were involved with 9.8 clubs on average per league, in total representing 12.8% of the total number of top division teams around the world. Montserrat was the only MA in the region where no league was organised for the past season.

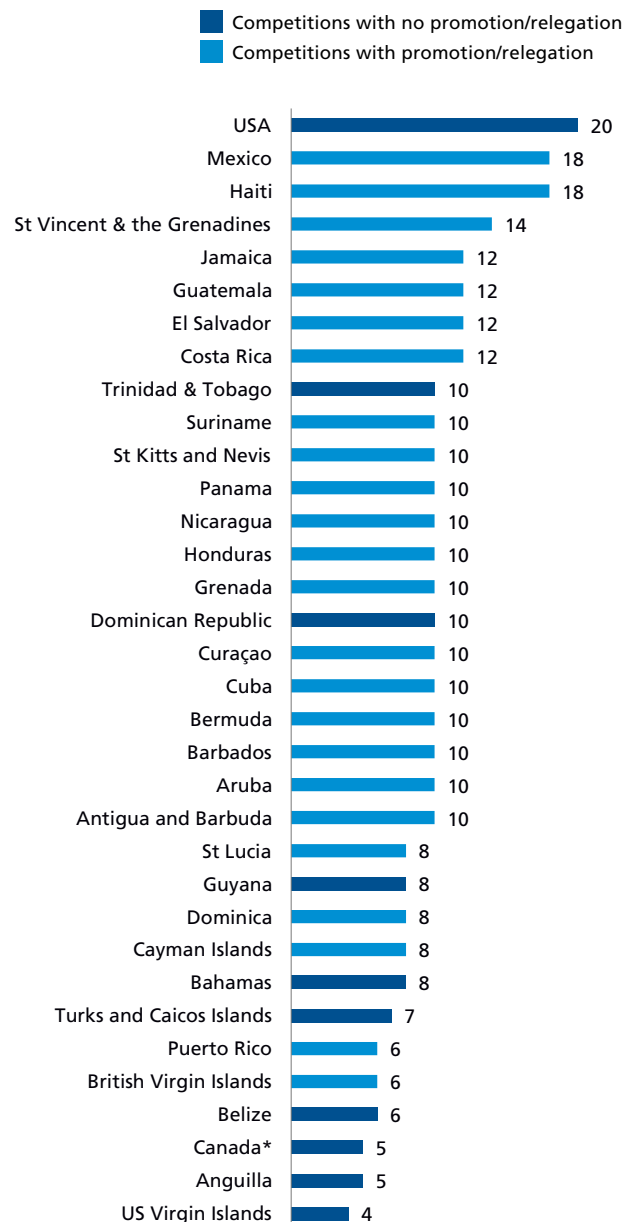
Major League Soccer (MLS) was the largest competition, with 20 teams (or franchises) competing over a ten-month-long season, while the US Virgin Islands' Association's Cup Tournament was the smallest, involving only four clubs. However, this competition was only contested by the champions and runners-up of prior local leagues.

The MLS is probably the most well-known example of a closed league. However, within the wider CONCACAF region, this typical North American model did not represent the majority as 70.6% of the leagues implemented a promotion/relegation system.

56% of the countries adopted a special format for their competitions. This high value can be explained by the many cases of adoption of the Apertura/Clausura model – very common in those Latin American countries that represent a considerable portion of the CONCACAF region.



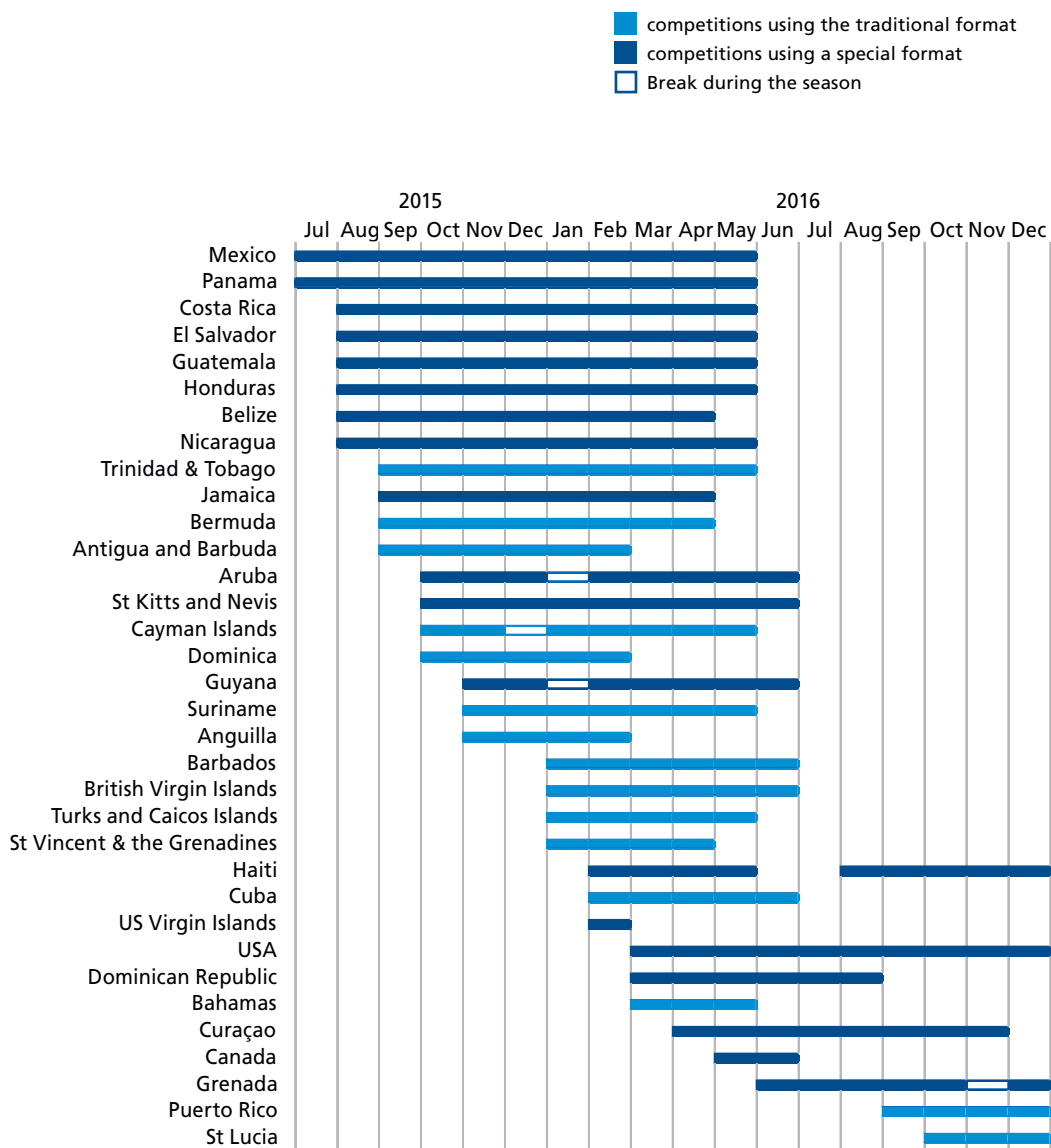
Promotion/relegation



* The three Canadian MLS sides – Toronto FC, Vancouver Whitecaps and Montreal Impact – also competed in the domestic Amway Canadian Championship.

47% of national top-tier competitions started between August and October
7.2 average duration in months for a top-tier competition in the region
56% of top-tier competitions adopted a special format

National top-tier competitions – calendar



When there is a gap or gaps, it signifies that the competition is composed of separate phases or tournaments (e.g. Apertura/Clausura).

CONMEBOL – NATIONAL TOP-TIER COMPETITIONS

10	national top-tier competitions
174	top-tier clubs
17.4	average number of clubs per top-tier competition

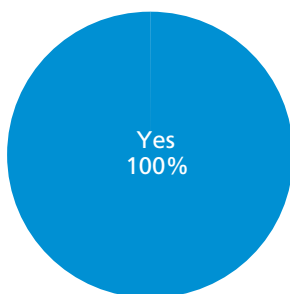
National top-tier competitions – structure

During the 2015-2016 and 2016 seasons, 174 clubs participated in a top division competition across the ten member associations of CONMEBOL, accounting for 6.7% of the world's total. With a value of 17.4, it registered the highest average number of clubs per league across the six confederations.

Partially responsible for the highest continental average, the largest men's national tournament in the world was the *Primera División Argentina* with 30 clubs, divided in two groups, contending the title. The competition was a transitional one due to a change in format starting from 2016-2017 and ended with a single match final between the winners of the two groups.

With a 100% level of implementation, CONMEBOL stands out for its exclusive use of promotion/relegation throughout all of its domestic competitions. South American leagues are also characterised in many cases by the implementation of the *promedio* system, according to which clubs are relegated on the basis of their aggregate sporting results across different consecutive seasons.

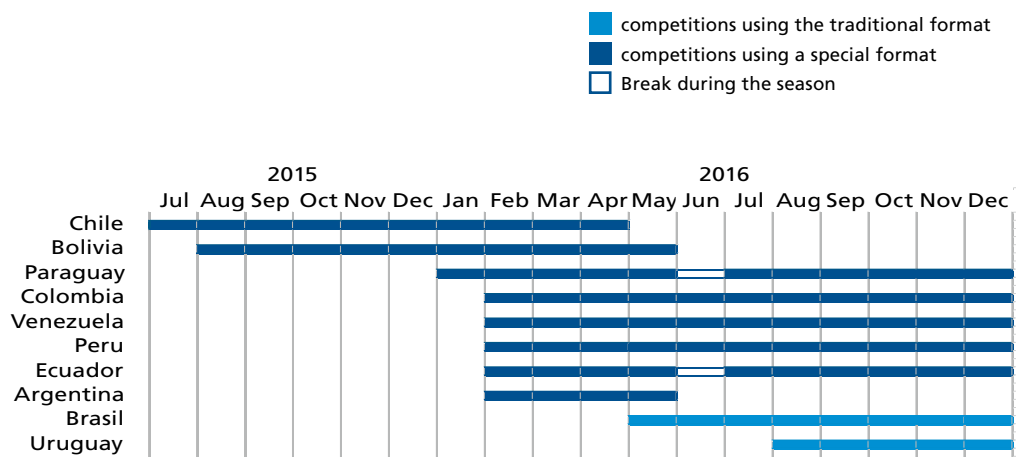
■ Competitions with promotion/relegation



Promotion/relegation

70% of national top-tier competitions ended in December
9.3 average duration in months for a top-tier competition in the region
80% of top-tier competitions adopted a special format

National top-tier competitions – calendar



When there is a gap or gaps, it signifies that the competition is composed of separate phases or tournaments (e.g. Apertura/Clausura).

* The format in Argentina was a transitional one due to a change in the competition starting from 2016-2017.

** The format in Uruguay was a transitional one due to a change in the competition starting from 2017.

OFC – NATIONAL TOP-TIER COMPETITIONS

11 national top-tier competitions
106 top-tier clubs
9.6 average number of clubs per top-tier competition

National top-tier competitions – structure

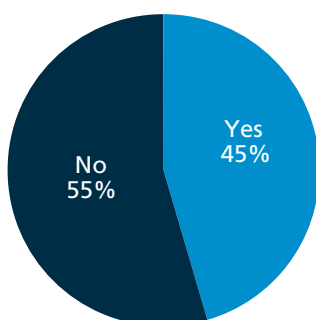
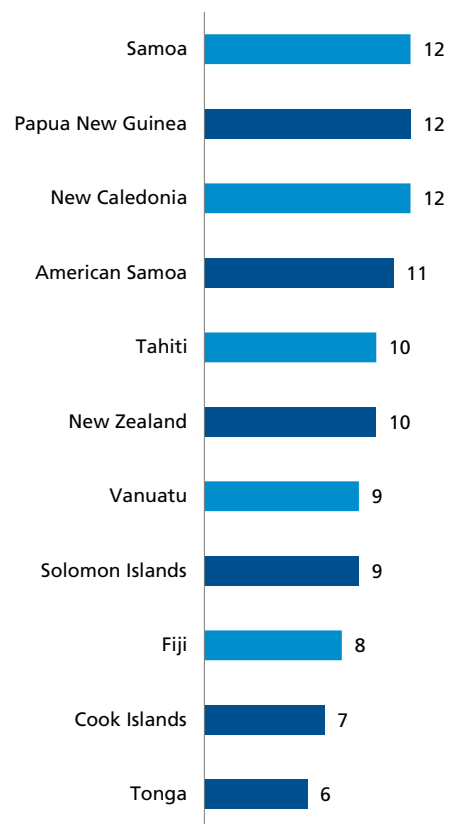
With 106 top-tier clubs spread across 11 domestic championships, the Oceania region had an average of 9.6 teams per league. This makes the OFC the smallest region in terms of size, contributing to 4.1% of the total number of top-tier clubs around the world.

None of the top-tier domestic competitions in Oceania is fully professional. New Zealand is the only country which has a professional team – the Wellington Phoenix – but this competes in the Australian A-League.

With 12 teams each, the leagues of Samoa, Papua New Guinea and New Caledonia have the most populated tournaments in the area, while Tonga represents the other end of the spectrum with its six clubs.

Interestingly, the OFC is the confederation with the lowest percentage of countries using the promotion/relegation system. Contrary to the other areas of the world, the majority of OFC national leagues are structured in a closed format. This number, however, is influenced by the fact that in four countries no lower divisions were organised.

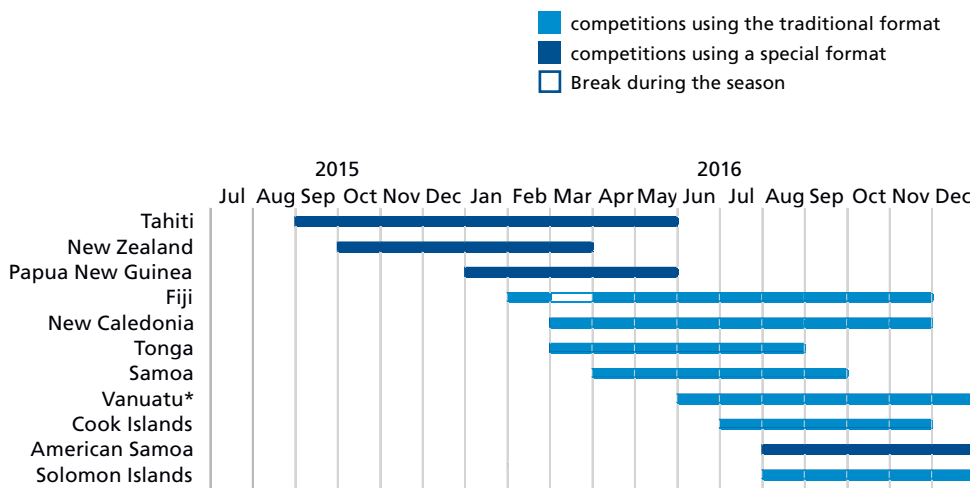
■ Competitions with no promotion/relegation
 ■ Competitions with promotion/relegation



Promotion/relegation

- 55%** of national top-tier competitions ended either in November or December
- 6.6** average duration in months for a top-tier competition in the region
- 36%** of top-tier competitions adopted a special format

National top-tier competitions – calendar



When there is a gap or gaps, it signifies that the competition is composed of separate phases or tournaments (e.g. Apertura/Clausura).

* Vanuatu had a second domestic competition that was contested during the month of November and served as an additional qualifier tournament for the OFC international competitions.

UEFA – NATIONAL TOP-TIER COMPETITIONS

54 national top-tier competitions
719 top-tier clubs
13.3 average number of clubs per top-tier competition

National top-tier competitions – structure

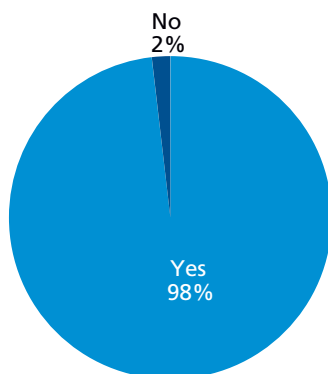
With 54 domestic competitions across its 55 member associations, UEFA oversaw the highest number of tournaments among all confederations. There were 719 top-tier clubs in the region, representing 27.6% of the global total with an average figure of 13.3 clubs per tournament.

Not surprisingly Spain, Italy, France and England – all among the top five in the UEFA ranking of nations – staged the biggest competitions in terms of size with 20 teams each. Andorra, Armenia, Latvia and Lithuania were the smallest, with eight clubs competing in each of these leagues.

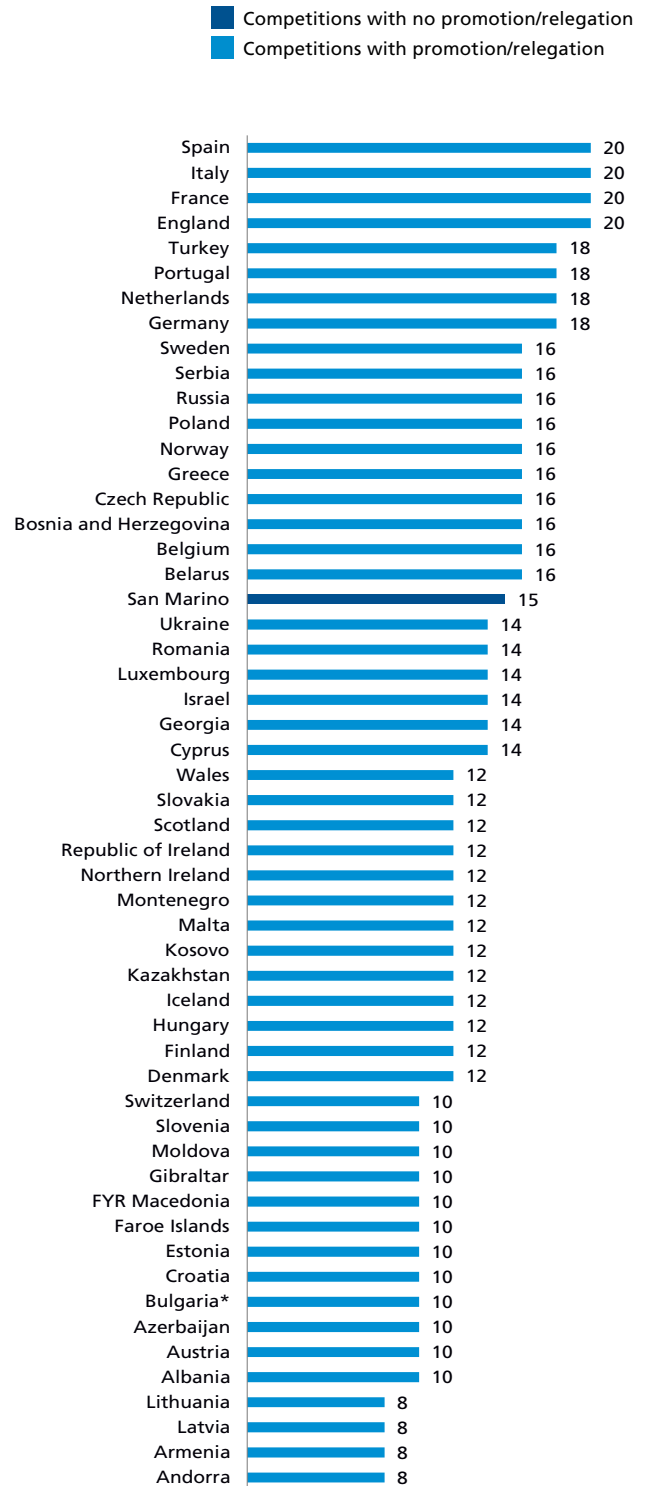
Liechtenstein was the only member association of UEFA that did not run its own domestic competition. FC Vaduz, the main club from the country, plays in the Swiss Football League.

European competitions were characterised by a strong attachment to the traditional open system of promotion/relegation. San Marino was the only country where this was not implemented.

The analysis clearly shows the existence of a typical European calendar. Across Europe, 67% of domestic competitions ended in May and only 12 countries chose to adopt a “summer” season, these being all Nordic, Baltic or Eastern European countries.



Promotion/relegation



* One of the clubs (PFC Litex Lovech) was expelled from the league in December 2015.



NATIONAL
WOMEN'S TOP-TIER
COMPETITIONS





OVERVIEW OF NATIONAL TOP-TIER COMPETITIONS

168	national top-tier competitions
1,598	top-tier clubs
9.5	average number of teams per national top-tier competition

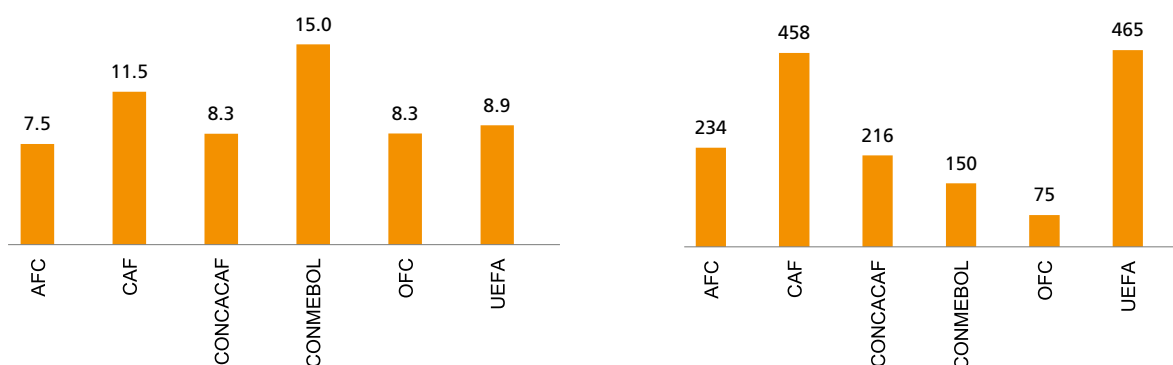
By confederation

168 women's top-tier competitions were organised during the 2015-2016 and 2016 seasons around the world, representing 79.6% of the 211 member associations affiliated to FIFA. CONMEBOL was the only confederation that produced a tournament in each of the countries, while the AFC had a league in two thirds of its members.

During the same seasons, 1,598 clubs competed at the top level. With 465 sides across 52 leagues, Europe is the region that contributed the most to the total number of clubs around the world, while the OFC had the smallest number with 75 teams across nine domestic competitions.

On average, 9.5 clubs competed in a top-tier competition across the six confederations. The highest average was 15 teams in the CONMEBOL region and the lowest was 7.5 in Asia.

	MA's with a national top women's football league	% of MA's
AFC	31	67%
CAF	40	74%
CONCACAF	26	74%
CONMEBOL	10	100%
OFC	9	82%
UEFA	52	95%
Total	168	79.6%



Number of top-tier clubs per confederation

Average number of clubs per top-tier competition

AFC – NATIONAL TOP-TIER COMPETITIONS

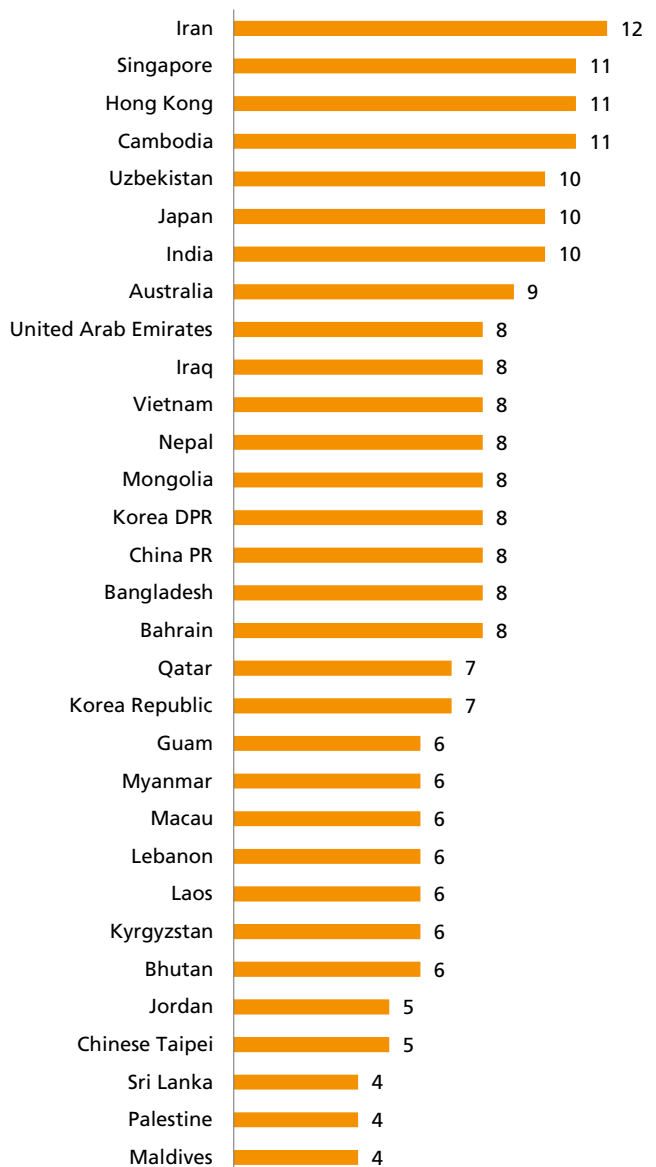
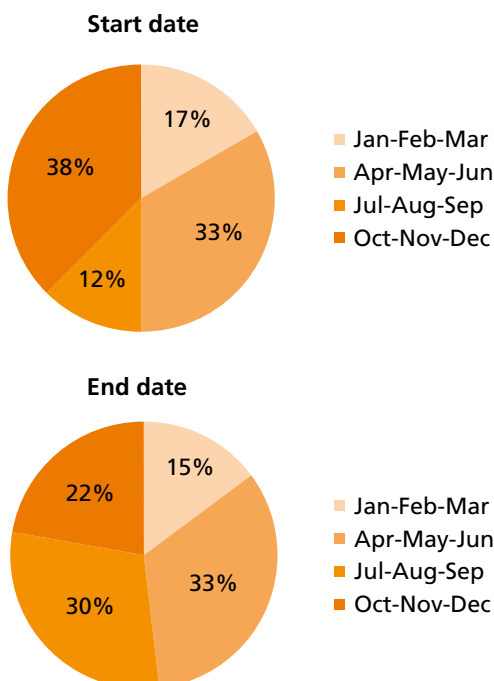
31 national top-tier competitions
234 top-tier clubs
7.5 average number of clubs per top-tier championship

National top-tier competitions – structure

With 31 domestic competitions and a total of 234 clubs in the 2015-2016 and 2016 seasons, the AFC region produced 14.6% of the total top-tier clubs around the world.

The average number of clubs per domestic competition was 7.5, the lowest registered across the six confederations. Iran's Kowsar Women Football League was the biggest tournament in size with 12 clubs competing, whilst the smallest were played in Sri Lanka, Palestine and the Maldives, with just four teams participating in their top-tier national competition.

38% of the leagues began during the first quarter of the year, whilst a majority of the leagues ended between April and June the following year (33.3%). This gives an indication of the typical seasonal calendar in the region.



CAF – NATIONAL TOP-TIER COMPETITIONS

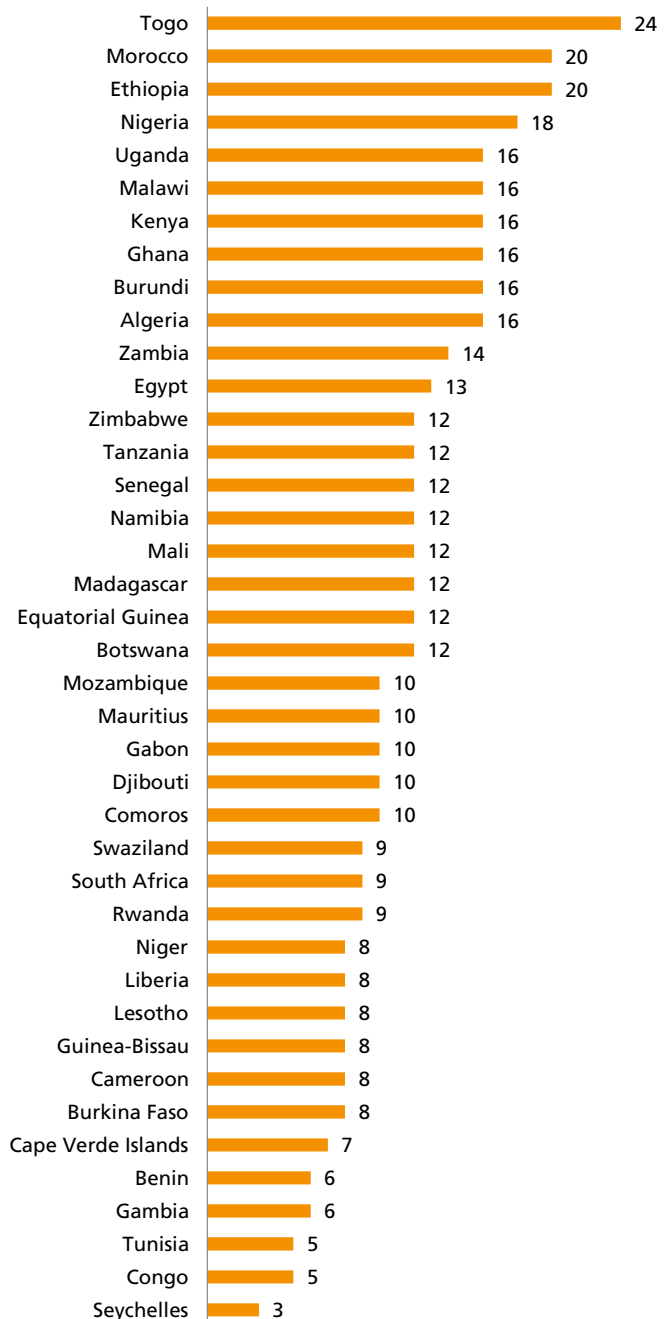
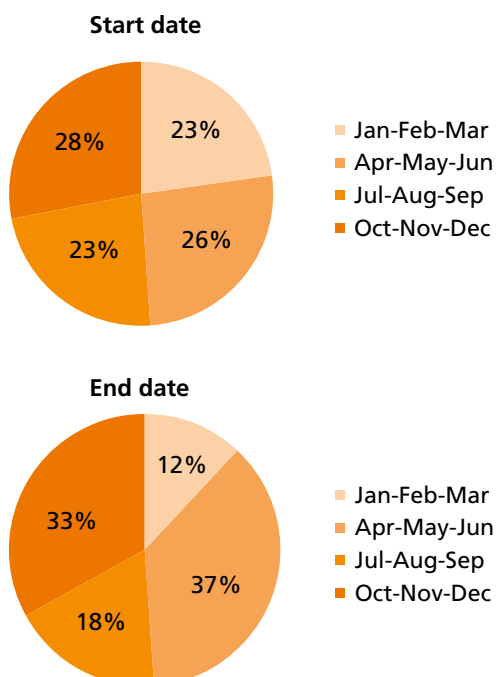
40 national top-tier competitions
458 top-tier clubs
11.5 average number of clubs per top-tier championship

National top-tier competitions – structure

The African region represented a substantial portion of top-tier women's club competitions around the world. 458 clubs competed in one of the 40 top-tier domestic competitions during the 2015-2016 and 2016 seasons. Looking at the overall total, 28.6% of the clubs worldwide played in African leagues.

11.5 teams per league was the average number of clubs participating in a domestic top-tier competition. The Seychelles ran the smallest tournament with only 3 participating clubs. Togo produced the most populous league with 24 teams competing in the domestic championship.

The calendar season analysis denotes a relatively even spread of start dates across the different quarters of the year, whilst the second and the last quarters are the most prominent in terms of finishing dates.



CONCACAF – NATIONAL TOP-TIER COMPETITIONS

26 national top-tier competitions
216 top-tier clubs
8.3 average number of clubs per top-tier championship

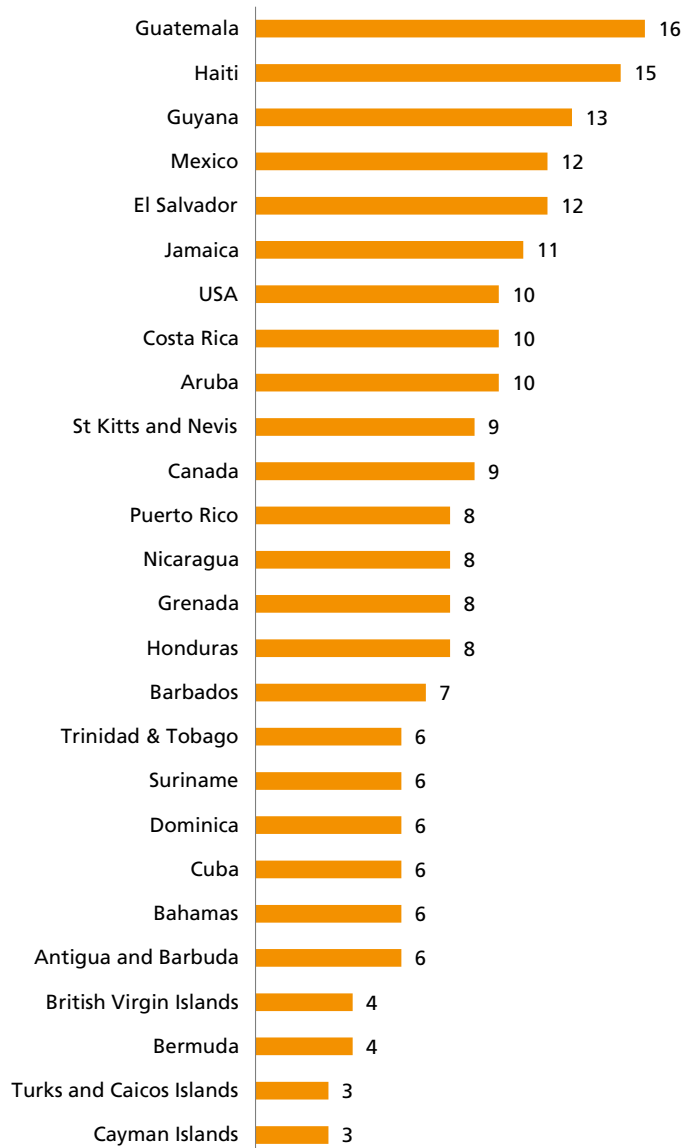
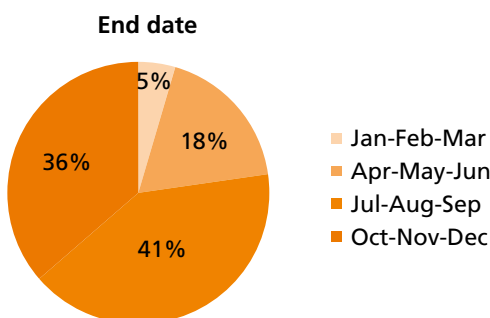
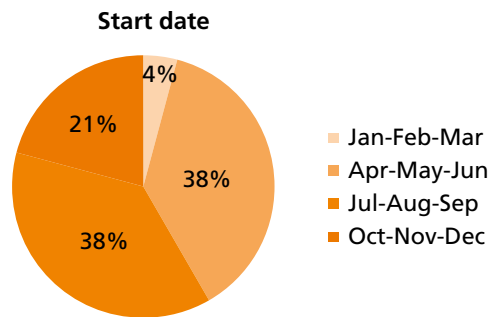
National top-tier competitions – structure

The confederation of CONCACAF hosted 26 domestic top-tier competitions in the 2015/2016 and 2016 seasons, with 216 clubs involved in such top-tier leagues representing 13.5 % of the global figure.

The average number of clubs competing in top-tier leagues throughout the region was 8.3. Guatemala staged the largest women's league, whilst the Cayman Islands and Turks and Caicos Islands had just three clubs apiece.

USA – the nation occupying first place in the most recent FIFA Women's Ranking – is represented by the National Women's Soccer League (NWSL). The competition, involving ten teams, ran from April to October 2016 and was won by the Western New York Flash.

The second and third quarters of the year were the start dates for most of the leagues, whilst 77% finished their season in the second half of the year.



CONMEBOL – NATIONAL TOP-TIER COMPETITIONS

- 10** national top-tier competitions
- 150** top-tier clubs
- 15** average number of clubs per top-tier championship

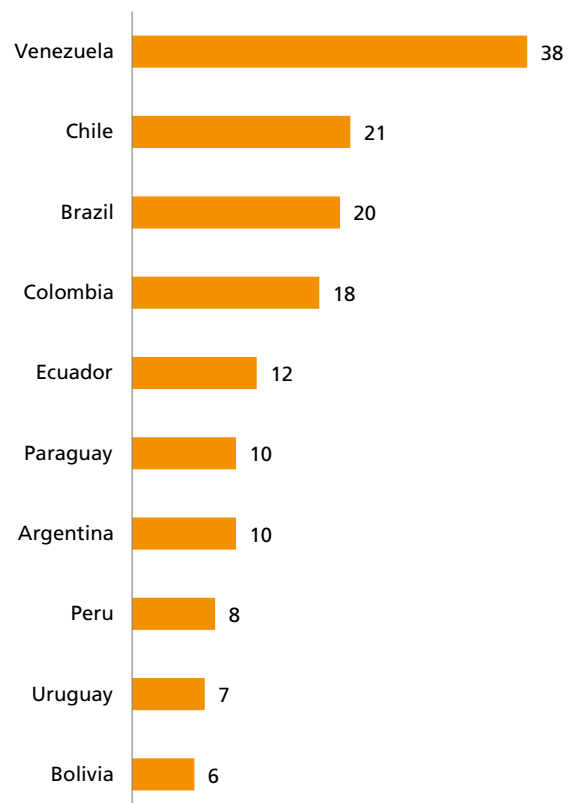
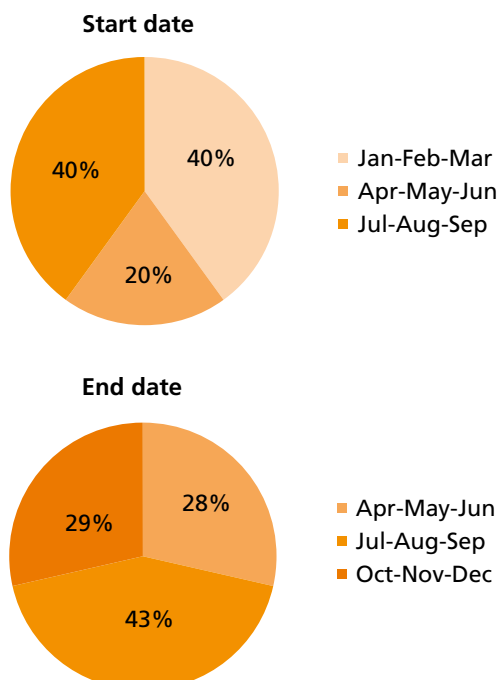
National top-tier competitions – structure

CONMEBOL established itself as one of the most developed regions for women's football with each of its member associations having a domestic top level competition. With 150 clubs deployed over the ten leagues, the region had the highest average number of teams per tournament (15).

Venezuela's *Liga Nacional de Fútbol Femenino* strongly contributed to this average with its 38 sides. Divided in two phases, the competition started with a group stage and progressed with a knockout phase involving the first two qualifying teams from each group.

Similarly to the men's competitions, the *Apertura/Clausura* format was the most common within the region. Venezuela, Paraguay and Chile were among the nations which adopted this format.

Overall, most of the competitions kicked off during the first and the third quarters of the year, whilst 43% of tournaments ended in the period between July and September 2016.



OFC – NATIONAL TOP-TIER COMPETITIONS

- 9** national top-tier competitions
- 75** top-tier clubs
- 8.3** average number of clubs per top-tier championship

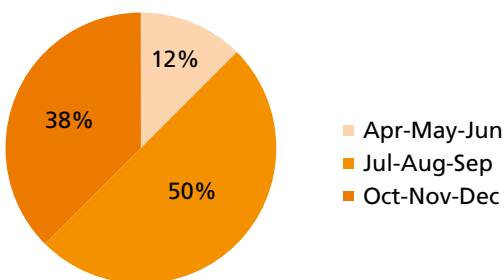
National top-tier competitions – structure

With nine domestic competitions and 75 clubs spread over its 11 member associations, the OFC had an average of 8.3 teams per league.

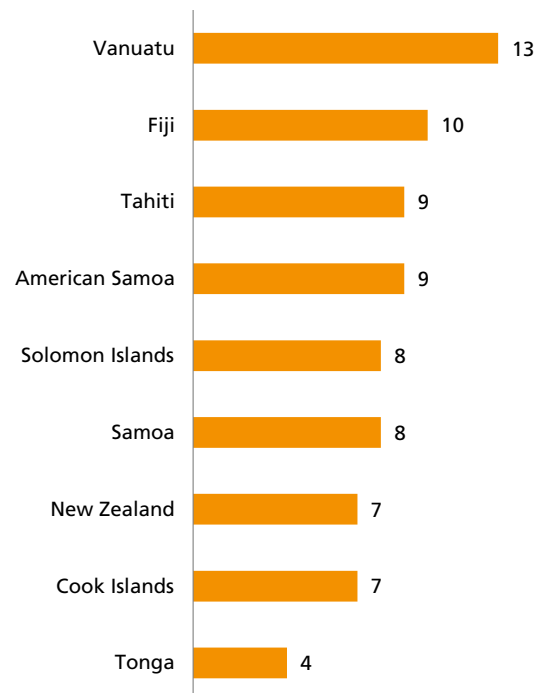
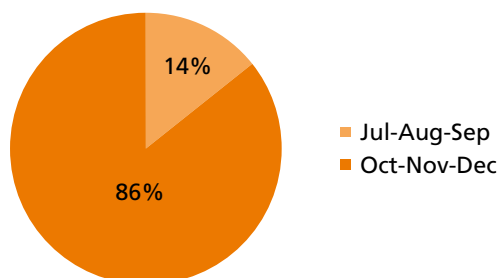
New Zealand is the top ranked country from the region in the latest FIFA/Coca-Cola Women's World Ranking, occupying the 19th spot. The National Women's League – the country's top division – was composed of seven teams which battled for the title between October and December 2016. Vanuatu's Women's Football League was the biggest competition in size within the OFC region, being contested by 13 clubs, whilst American Samoa's tournament was played with a nine-a-side format.

50% of the competitions started between July and September 2016, whilst a remarkable 86% ended either in November or December 2016, resulting in a relatively short season comparatively.

Start date



End date



UEFA – NATIONAL TOP-TIER COMPETITIONS

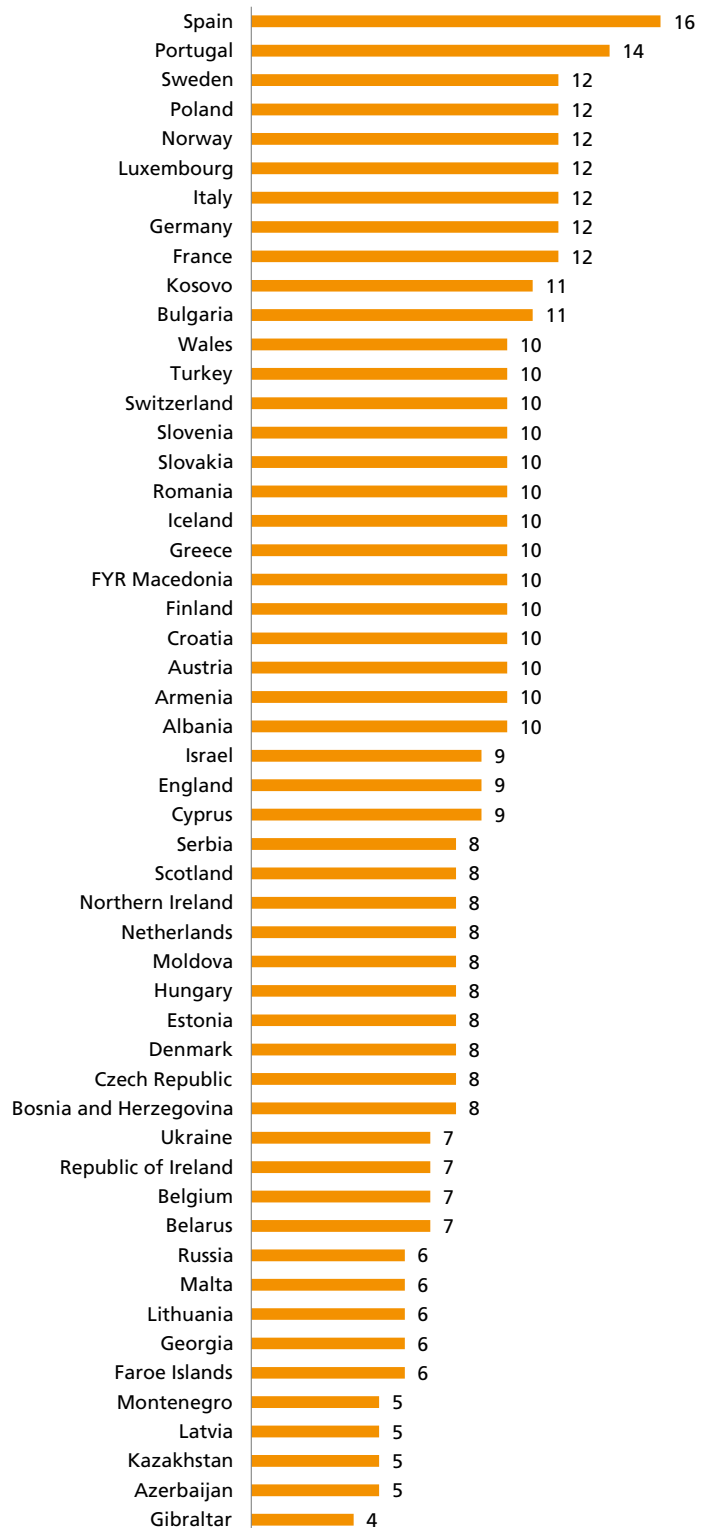
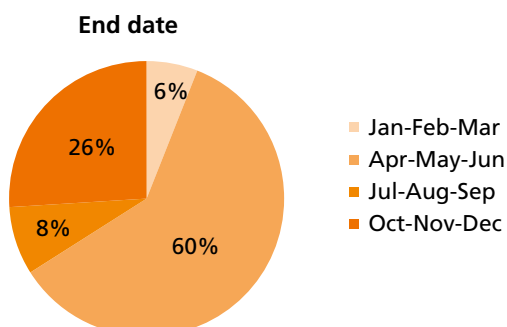
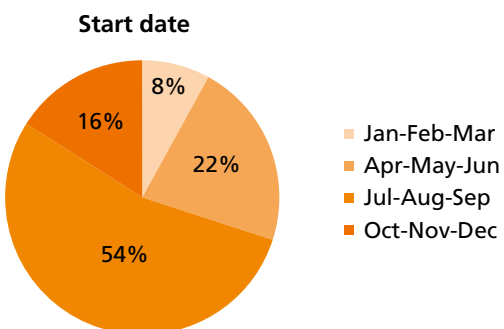
52 national top-tier competitions
465 top-tier clubs
8.9 average number of clubs per top-tier championship

National top-tier competitions – structure

The member associations affiliated to UEFA staged 52 top-tier domestic competitions in the 2015-2016 and 2016 seasons, making Europe the biggest region in the world in terms of the number of women's top-tier clubs. With 465 teams, UEFA contributed 29% of the total worldwide.

Occupying an overall second place in the FIFA Coca-Cola Women's World Ranking, Germany is the highest positioned nation in Europe. The country's *Frauen-Bundesliga* was contested by 12 clubs over a nine-month period, and ended with the victory of FC Bayern Munich. The Spanish *Liga* was the largest competition in terms of size (16), while Gibraltar was the smallest, pitting four clubs against each other.

Clearly following the same trend as the men's competitions, 54% of the leagues started either in August or September, whilst the same percentage of tournaments ended in May or June 2016.





INTERNATIONAL TRANSFERS AROUND THE WORLD





OVERVIEW OF INTERNATIONAL TRANSFERS

All data included in this section of the report has been provided by FIFA TMS

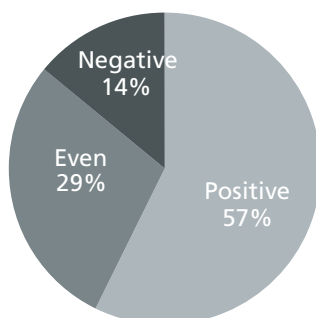
57% of countries had a net money inflow from international transfers in 2016
95 average of days open for transfers in 2016

By confederation

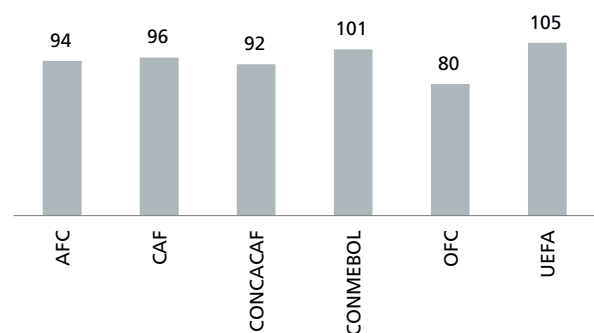
Clubs from 178 different countries were active in the international transfer market in 2016. This activity resulted in a net money inflow for 57% of countries worldwide, while only 14% closed the year with a net outflow. In terms of the highest values at national level, both ends of the spectrum were located in Europe. France recorded a net total of USD 246.2m from players transferred abroad in 2016, while England registered an aggregate net outflow of USD 1,060m.

With regard to the total number of days open for transfers, 95 days was the worldwide average in 2016, approximately a quarter of the year. European clubs were able to benefit from the longest aggregate period on average, with a total of 105 days, whereas the OFC region had the shortest, 80 days. Interestingly, the countries holding the longest and the shortest periods open for transfers were both from the AFC region, with Yemen (176 days) and the Philippines (26).

	Top spending		Top receipts		Longest total transfer window		Shortest total transfer window	
	Country	USDm	Country	USDm	Country	Days	Country	Days
AFC	China	451.3	UAE	19	Yemen	176	Philippines	26
CAF	Egypt	4.6	Egypt	21.3	Congo	124	Chad	31
CONCACAF	Mexico	77.9	Mexico	25.9	Four countries	113	Suriname	38
CONMEBOL	Brazil	85.3	Brazil	263.6	Two countries	113	Venezuela	78
OFC	N/A	N/A	N/A	N/A	Samoa	112	Fiji	53
UEFA	England	1,372.8	Spain	554.5	Nine countries	113	Belarus	69



Net money flow at national level from international transfers in 2016 – 178 countries



Average number of days open for transfers

AFC – INTERNATIONAL TRANSFERS

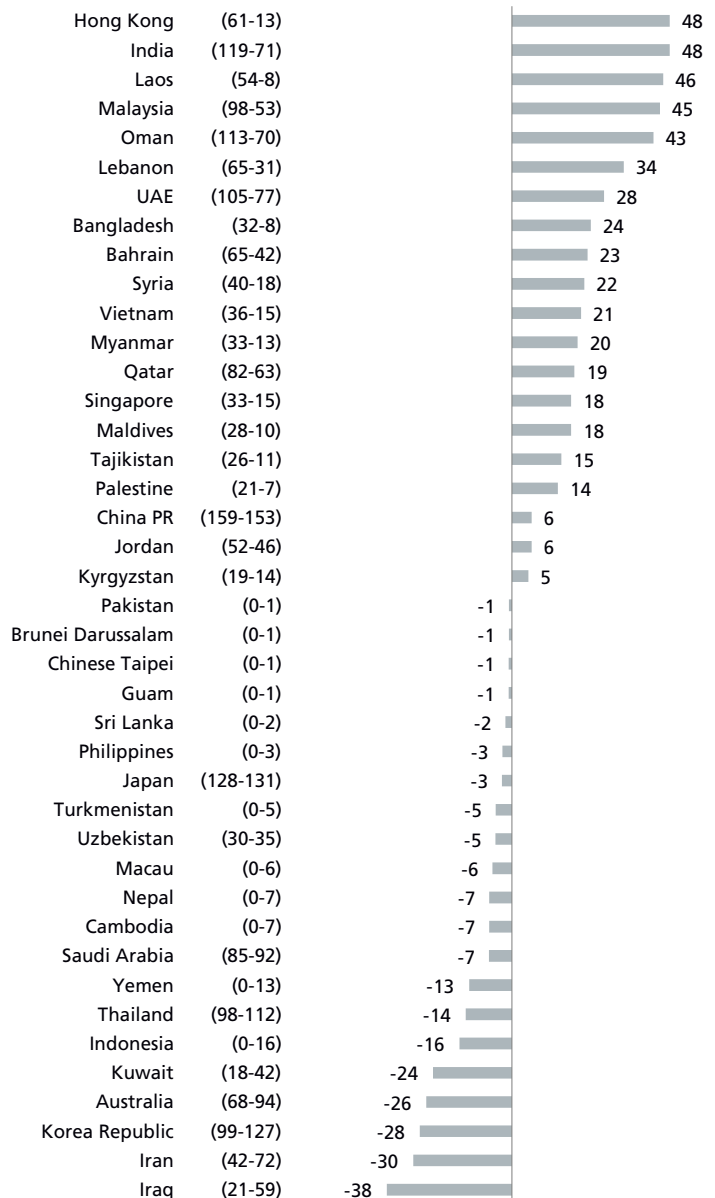
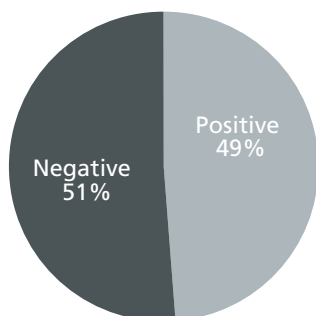
159 players arrived in China PR in 2016

153 players left China PR in 2016

Net flow (incoming-outgoing) of players transferred internationally – 41 countries

Asian countries were almost evenly split in terms of net international player transfers with one-half releasing more players in comparison to new arrivals, while the other half welcomed more players from abroad. Five countries had no international transfer activity at all (Korea DPR, Mongolia, Afghanistan, Timor-Leste and Bhutan).

China PR played the biggest role both in terms of incoming and outgoing number of players. In terms of net flow during 2016, Hong Kong and India were the countries which saw the most players arriving to the country, while Iraq had the highest number of players transferred abroad.



AFC – INTERNATIONAL TRANSFERS

440.9m net spending in China PR during 2016 (USD)
10.9m net receipts in Korea Republic during 2016 (USD)

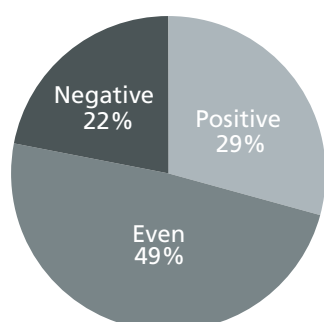
Net money flow in USDk (-spending + receipts) from international transfers – 41 countries

In 2016, the majority of countries in the AFC region processed transfers without any fee involved. The total net spending across the 41 countries that concluded at least one international transaction was 482.9m USD. China PR accounted for 91.3% of this number; a dominance that is confirmed by the fact that the country spent in 2016 more than 15 times the value invested by the second nation in this specific ranking, the UAE.

Korea Republic was the country that had the highest positive net money flow (10.9m USD), while the UAE received the biggest income (19m USD) from players transferred abroad.

These findings are further confirmed by analysis of the financial values per single transaction. Considering all international transfers in Asia (including non-fee transfers), China was the outlier, spending almost USD 3m per transaction while the UAE was the country which recorded the most on average per single transfer.

	USD millions
Total net receipts	18.01
Total net spending	482.9




Korea Republic	(-3.868 +14.812)	10.944
Australia	(-557 +2.365)	1.808
Kuwait	(-100 +1.745)	1.645
Syria	(-0 +1'000)	1.000
Hong Kong	(-56 +780)	724
Iraq	(-0 +500)	500
Vietnam	(-85 +491)	406
Jordan	(-0 +350)	350
Uzbekistan	(-1 +300)	299
Iran	(-100 +300)	200
Lebanon	(-136 +260)	124
Bahrain	(-0 +13)	13
Bangladesh		
Brunei		
Cambodia		
Chinese Taipei		
Guam		
Indonesia		
Kyrgyzstan		
Laos		
Macau		
Maldives		
Myanmar		
Nepal		
Pakistan		
Palestine		
Philippines		
Singapore		
Sri Lanka		
Tajikistan		
Turkmenistan		
Yemen		
Oman	(-87 +70)	-17
India	(-88 +0)	-88
Thailand	(-944 +730)	-214
Malaysia	(-2.570 +0)	-2.570
Japan	(-24.421 +18.520)	-5.901
Qatar	(-17.914 +11.585)	-6.329
UAE	(-29.818 +19.035)	-10.783
Saudi Arabia	(-20.912 +4.849)	-16.063
China PR	(-451.340 +10.451)	-440.889

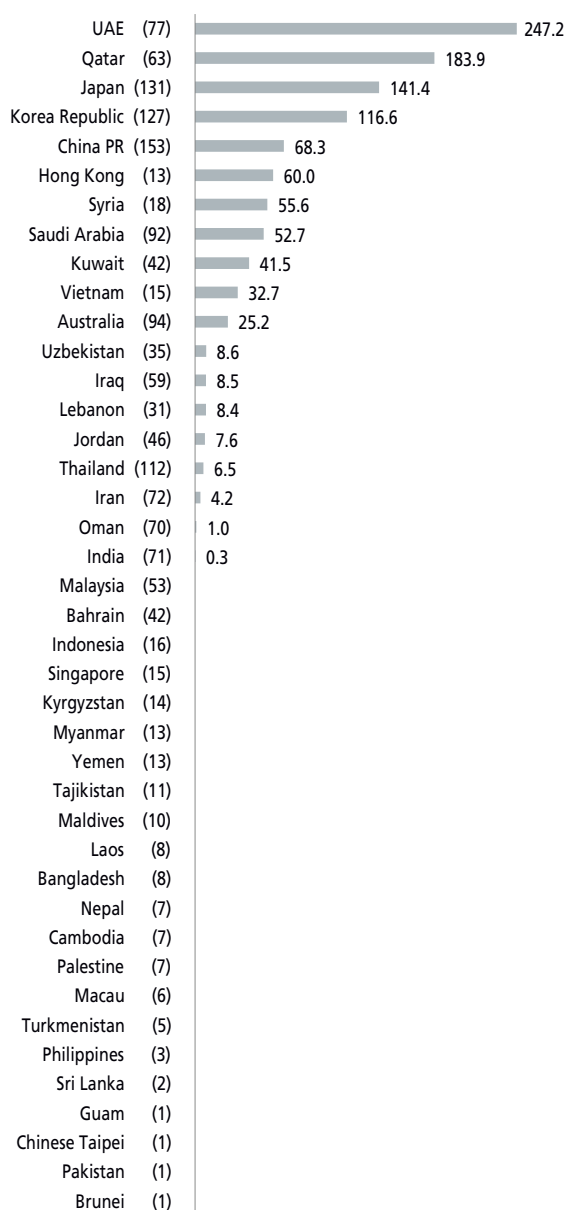
2,839k average spending per incoming player in China PR (USD)

247k average receipt per outgoing player in UAE (USD)

Average spending in USDk per incoming player (no. of transfers)



Average receipts in USDk per outgoing player (no. of transfers)



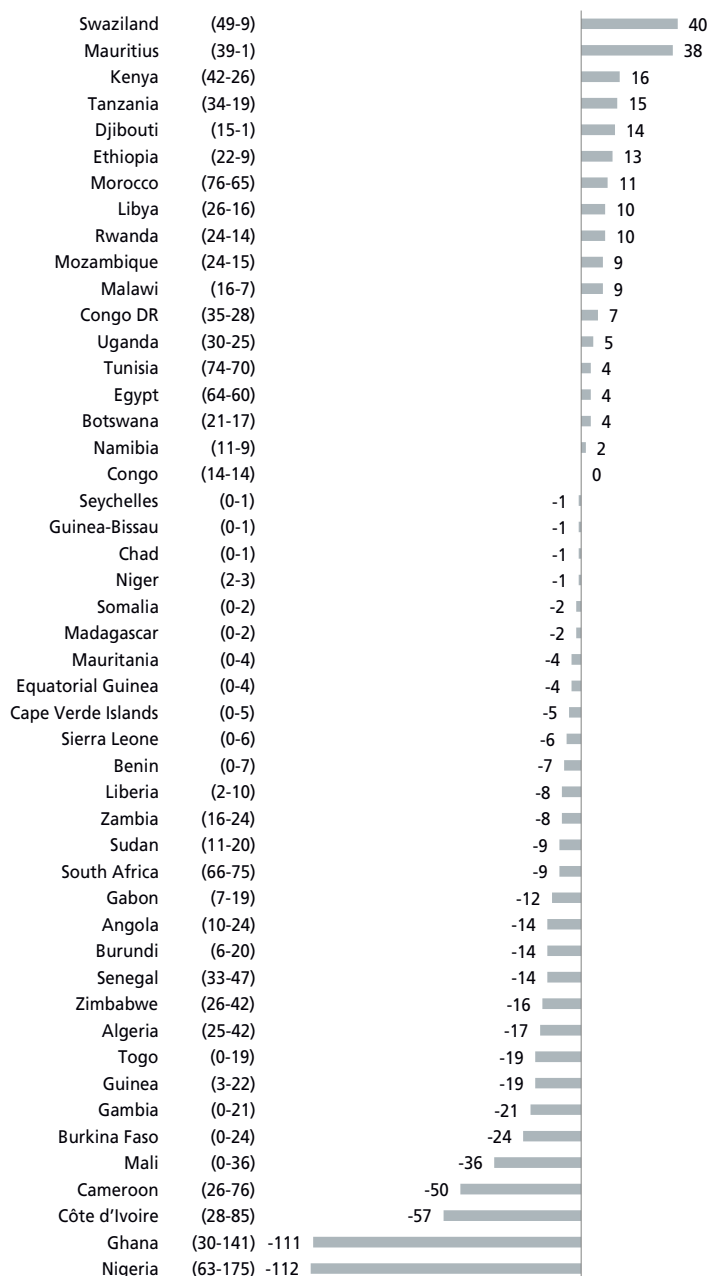
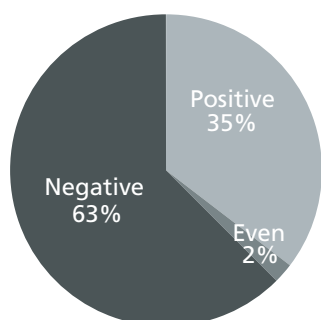
CAF – INTERNATIONAL TRANSFERS

76 players arrived in Morocco in 2016
175 players left Nigeria in 2016

Net flow (incoming-outgoing) of players transferred internationally – 48 countries

In 2016, CAF saw a deficit in terms of net transfers, with nearly two-thirds of countries releasing more players abroad than signing players from another country. Six countries did not operate in the international transfer market at all in 2016: Central African Republic, Comoros, Eritrea, Lesotho, São Tomé e Príncipe and South Sudan.

Two countries had a net outflow of more than 110 players (Ghana and Nigeria), while more than one half of African countries maintained a balance between nine released and ten incoming players. Clubs in Nigeria saw the highest number of players transferred to other countries, while Morocco had the biggest flow of incoming players.



CAF – INTERNATIONAL TRANSFERS

0.73m is total net spending in CAF (USD)
16.7m net receipts in Egypt during 2016 (USD)

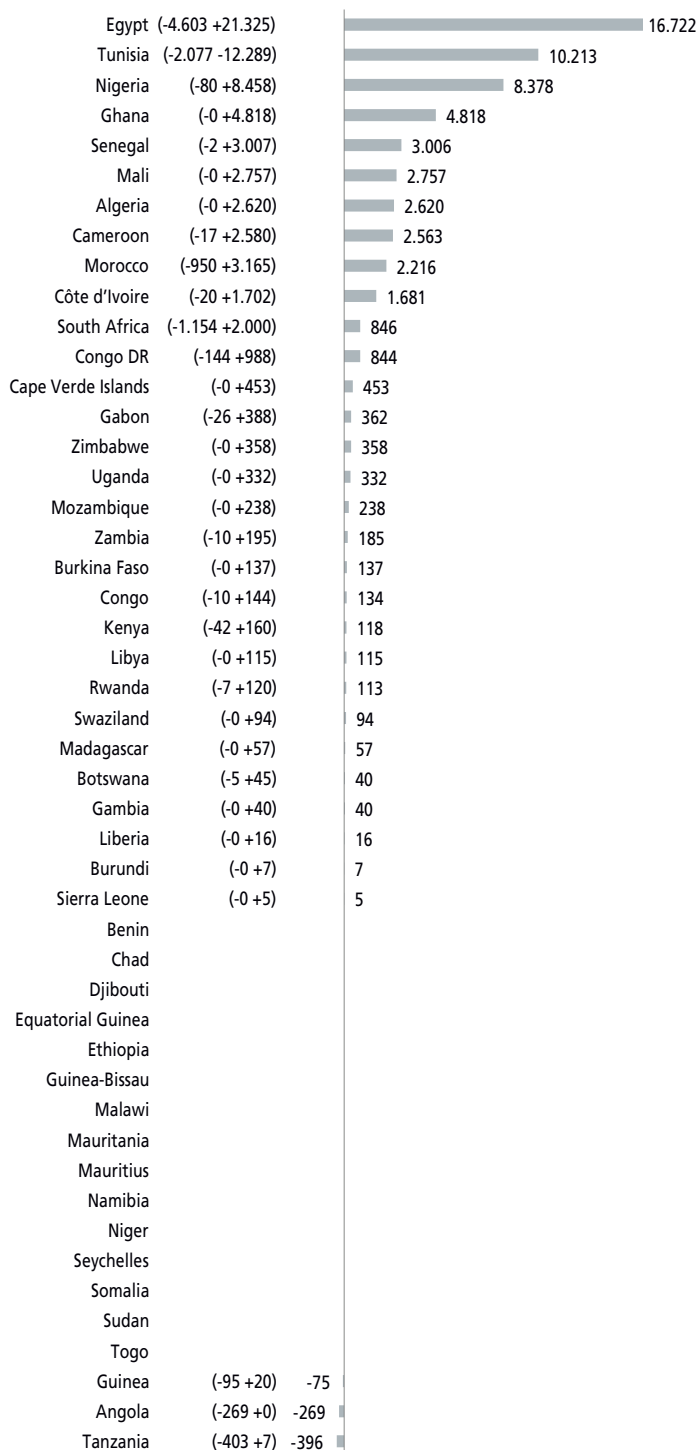
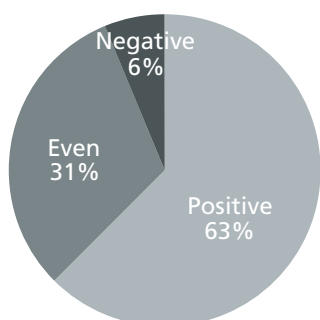
Net money flow in USDk (-spending + receipts) from international transfers – 48 countries

In terms of net spending on transfers, for nearly two-thirds of CAF countries, transfer activity brought aggregate recorded income for a continent-wide net total of nearly USD 60m. Egypt was the nation which benefited the most from international transfers, with a positive net money flow of USD 16.7m, while only three countries closed 2016 with a deficit (Guinea, Angola and Tanzania).

In 2016, Tunisia and Egypt were the top two nations in terms of both spending and receipts. This result may suggest that clubs from the two countries partially reinvested the income from international transfers to sign new players from abroad.


Overall, almost a third of CAF countries saw international transfers concluded without a fee. Considering all international transfers (including non-fee transactions), Egypt spent and received the most per transfer, while Cape Verde Islands, despite its limited size, also was in the top three earners.

	USD millions
Total net receipts	59.46
Total net spending	0.73

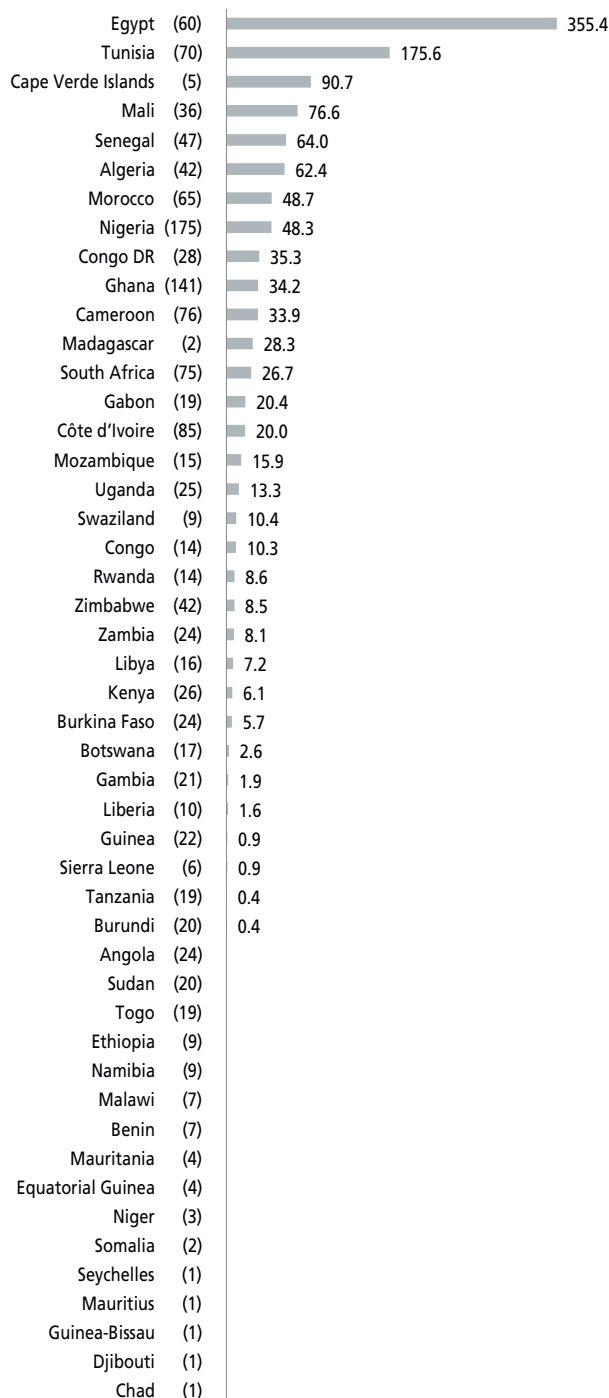


72k average spending per incoming player in Egypt (USD)
355k average receipts per outgoing player in Egypt (USD)

Average spending in USDk per incoming player
 (no. of transfers)



Average receipts in USDk per outgoing player
 (no. of transfers)



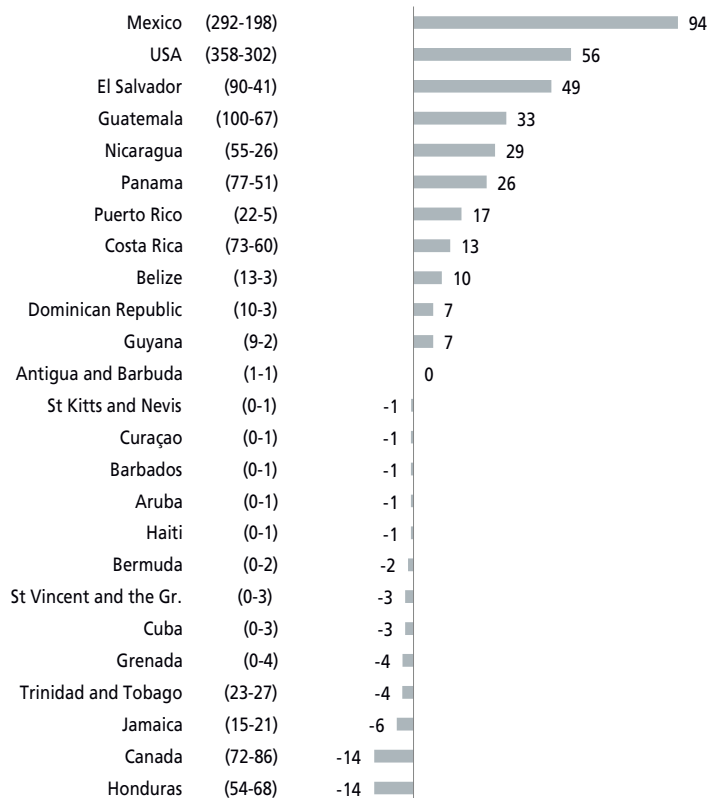
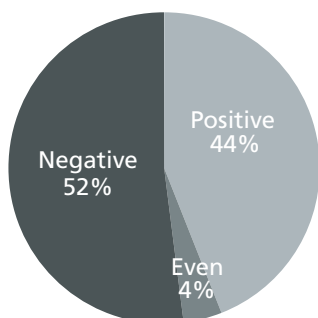
CONCACAF – INTERNATIONAL TRANSFERS

358 players arrived in the USA in 2016
302 players left the USA in 2016

Net flow (incoming-outgoing) of players transferred internationally – 25 countries

In absolute numbers, international transfer activity in the CONCACAF region in 2016 largely focused on incoming players from abroad. 60% of the countries closed the year with a net balance of transfers between plus and minus ten. Ten countries also did not register any international transfer, at all (Anguilla, Bahamas, British Virgin Islands, Cayman Islands, Dominica, Montserrat, St Lucia, Suriname, Turks and Caicos Islands and US Virgin Islands).

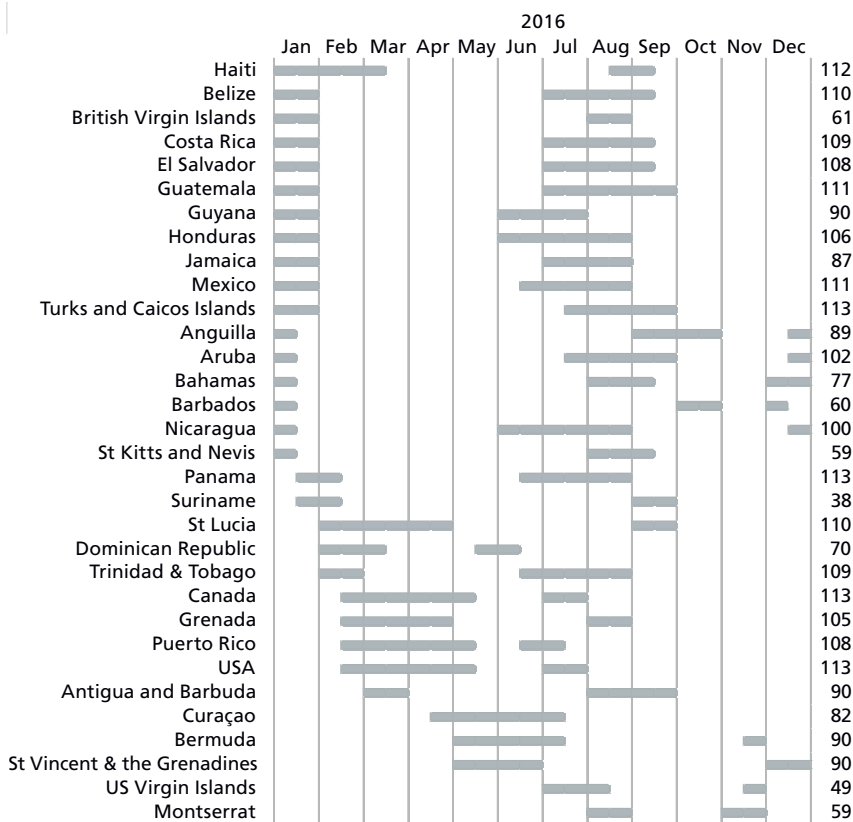
Clubs in the USA were the most active in the region, having the highest value both in terms of incoming and outgoing players. Mexico was the country with the highest net flow of players coming from abroad, while Canada and Honduras represented the other end of the spectrum.



- 92** average number of days open for international transfers in the region in 2016
- 113** days open for international transfers in four countries in 2016
- 38** days open for international transfers in Suriname in 2016

Transfer windows – total days

Transfer windows in CONCACAF were spread across the year, with more than half of the countries having at least one including January. There was a significant “spring” transfer window covering February to May, which included Caribbean nations and the USA and Canada. Four countries had windows open for a total of 113 days, while the shortest total transfer period was in Suriname. Three countries did not report transfer periods in 2016 (Cayman Islands, Cuba and Dominica).



CONCACAF – INTERNATIONAL TRANSFERS

52m net spending in Mexico in 2016 (USD)
3.7m net receipts in Honduras in 2016 (USD)


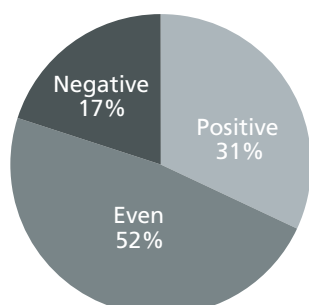
Net money flow in USDk (-spending + receipts) from international transfers – 25 countries

As a confederation, CONCACAF countries spent more on transfers than they received, which is consistent with the balance tilted towards players signed versus players released. However, almost half of the countries (all islands except for Guyana and Belize) had transfers with no fees involved.

Mexico contributed to 76.5% of the total net spending in the region, also registering the highest values both in terms of absolute spending and receipts. Interestingly, all three North American countries closed 2016 with a net money outflow, while the top three net receiving nations were located in Central America.

The North American dominance of the international transfer market is reinforced by the results of the analysis per single transaction. Considering all international transfers (including non-fee transfers), Mexico, Canada and the USA dominated spending per transfer figures in a continent where only few countries pay fees for incoming players.

	USD millions
Total net receipts	8.79
Total net spending	67.94

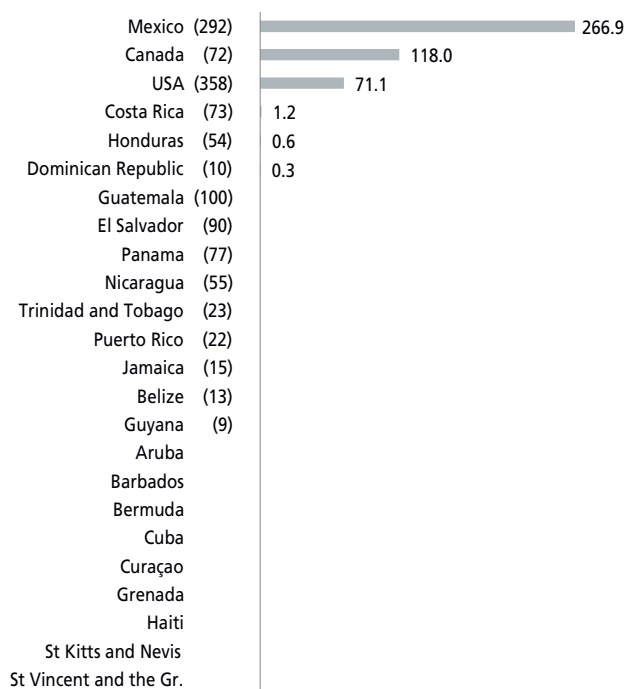


Tables do not include associations that spent or received money and completed only one transfer

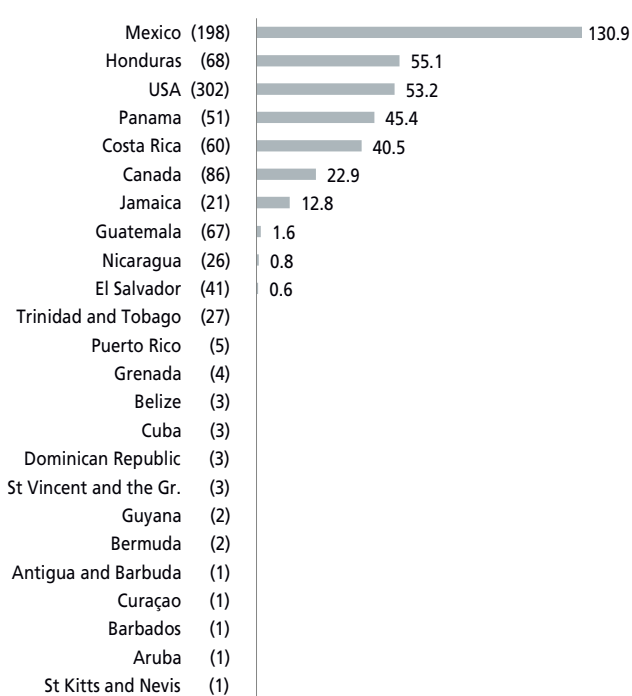
267k average spending per incoming player in Mexico (USD)

131k average receipts per outgoing player in Mexico (USD)

Average spending in USDk per incoming player
(no. of transfers)



Average receipts in USDk per outgoing player
(no. of transfers)



Tables do not include associations that spent or received money and completed only one transfer

CONMEBOL – INTERNATIONAL TRANSFERS

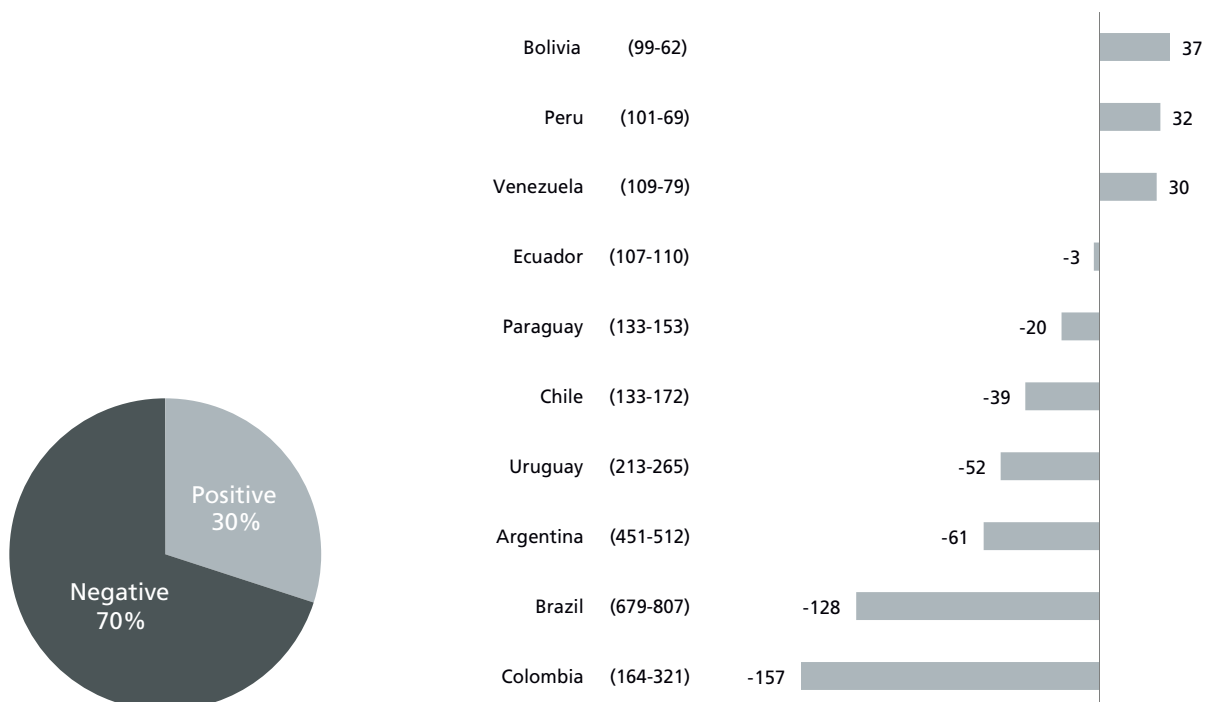
679 players arrived in Brazil in 2016

807 players left Brazil in 2016

Net flow (incoming-outgoing) of players transferred internationally – ten countries

Similar to Africa, South America witnessed a clear deficit in terms of net transfers, with most countries transferring more players abroad than players arriving from clubs in another country.

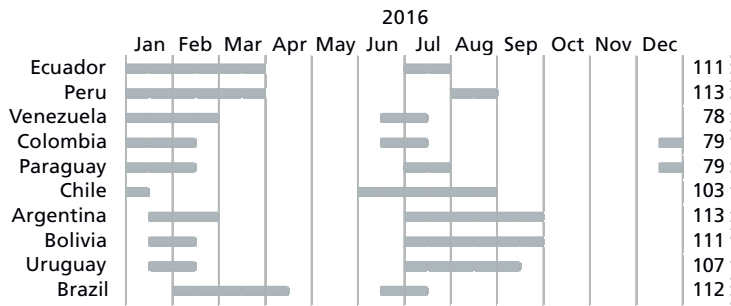
Brazil and Argentina dominated the rankings in terms of the number of transactions. The 807 players outgoing from Brazil represented the highest value across the six confederations. Colombia was the country with the highest net outflow of players with a total of 157 players leaving the country, which is also the highest of any nation worldwide.



- 101** average number of days open for international transfers in 2016
- 113** days open for international transfers in Peru and Argentina in 2016
- 78** days open for international transfers in Venezuela in 2016

Transfer windows – total days

CONMEBOL countries maintain largely consistent continent-wide transfer windows. Most South American clubs were able to transfer players internationally during at least 100+ days in 2016. Only Venezuela (78), Colombia and Paraguay (79) had shorter periods in 2016.



CONMEBOL – INTERNATIONAL TRANSFERS

1.1m net receipts in Bolivia during 2016 (USD)

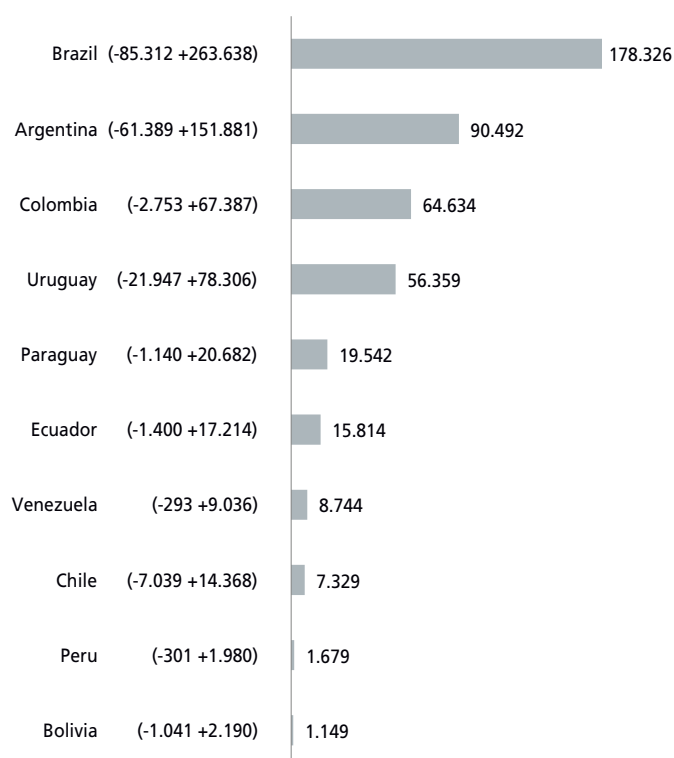
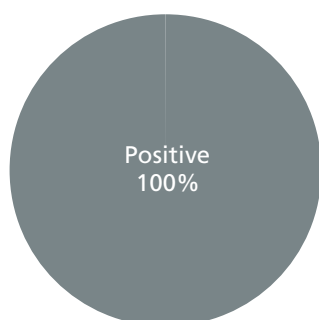
178.3m net receipts in Brazil during 2016 (USD)

Net money flow in USDk (-spending + receipts) from international transfers – ten countries

In terms of net spending on transfers, CONMEBOL is a global anomaly. On aggregate, no South American country spent more on international transfers than that received in fees paid to their clubs. Topping the list both in terms of spending and receipts, Brazil closed the year with a net money inflow that almost doubled the second country in this specific ranking, Argentina. It comes as no surprise that the two countries relying on the highest financial resources are also the ones that dominated CONMEBOL club competitions in recent years. This is reflected in the confederation's competitive balance analysis.

The prominence of Brazil and Argentina in the international transfer market is confirmed by the results of the analysis per single transaction. Considering all international transfers (including non-fee transfers), Argentina and Brazil were the countries which spent and generated the most per transfer. Uruguay also registered significant values, especially with regard to the average receipts per outgoing player.

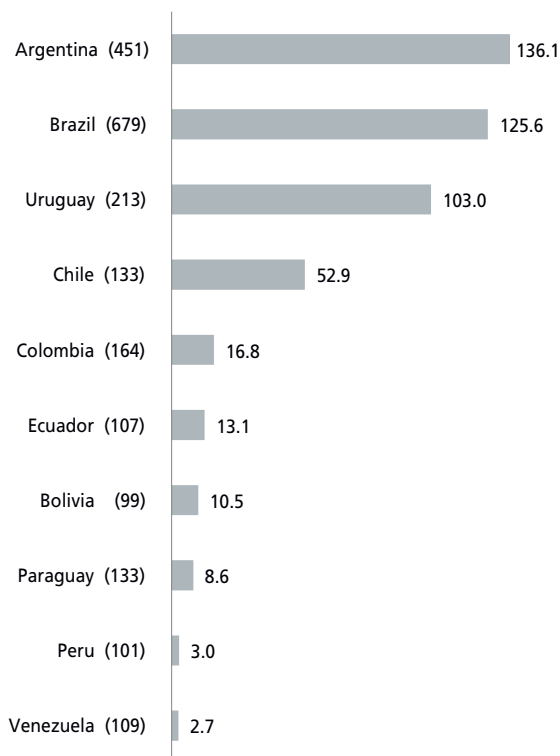
	USD millions
Total net receipts	444.06
Total net spending	0.00



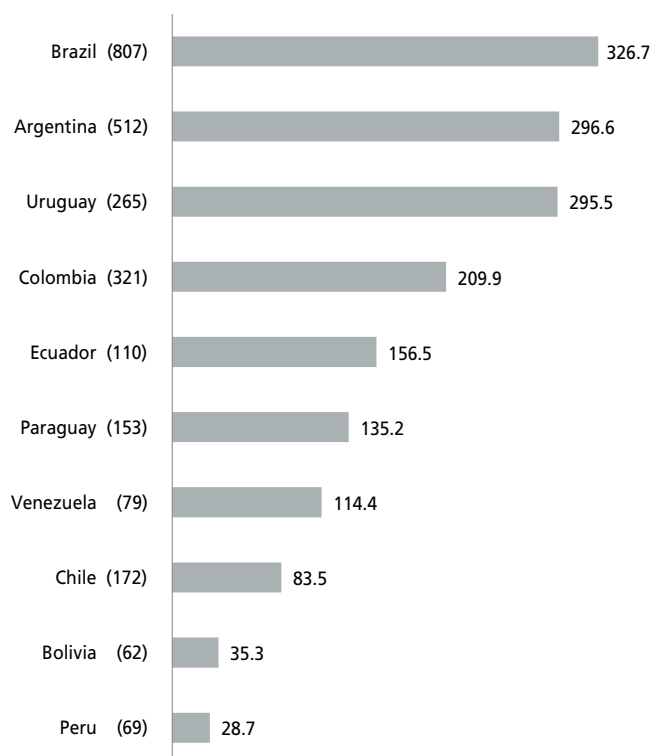
136k average spending per incoming player in Argentina (USD)

327k average receipts per outgoing player in Brazil (USD)

Average spending in USDk per incoming player
(no. of transfers)



Average receipts in USDk per outgoing player
(no. of transfers)



OFC – INTERNATIONAL TRANSFERS

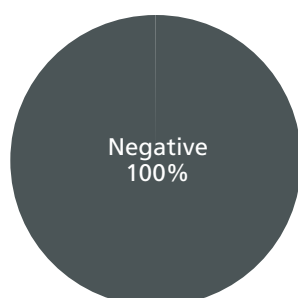
- 0 number of international transfers involving a fee in 2016
- 9 net number of players transferred internationally

Net flow (incoming-outgoing) of players transferred internationally – one country

International transfers in the OFC region are a rarity. Only New Zealand reported any transfers during 2016, with eight players arriving and 17 players leaving the country. Interestingly, all of these transactions were concluded with clubs from a different confederation.

In the case of Oceania, activity in the international transfer market was strongly correlated with the sporting results of the regional club competition. As mentioned in the respective section of this report, in 2016, the OFC Champions League final was contested by two clubs from New Zealand.

	USD millions
Total net receipts	0.00
Total net spending	0.00



New Zealand (8-17) -9

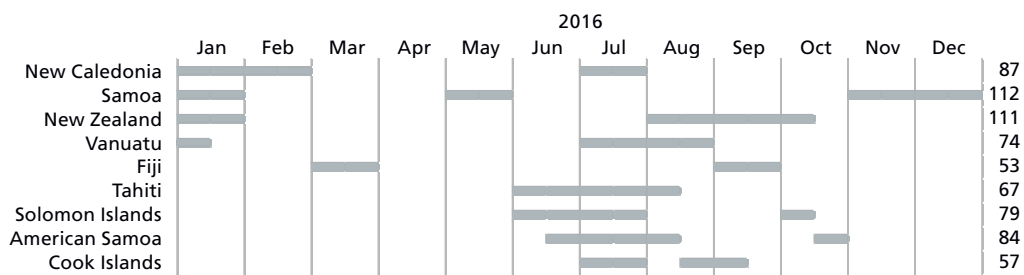
-9



- 80** average number of days open for international transfers in 2016
- 112** days open for international transfers in Samoa in 2016
- 53** days open for international transfers in Fiji in 2016

Transfer windows – total days

None of the international transfers in Oceania involved a fee, so no average spending per transfer could be calculated. Only two countries (Samoa and New Zealand) had total windows open for more than 110 days. The lowest number of days available for international transfers in the OFC was in Fiji (53) and the Cook Islands (57). Two countries (Papua New Guinea and Tonga) did not register transfer windows in 2016. The Cook Islands was the only country worldwide to report two transfer windows in such close proximity (July and August-September).



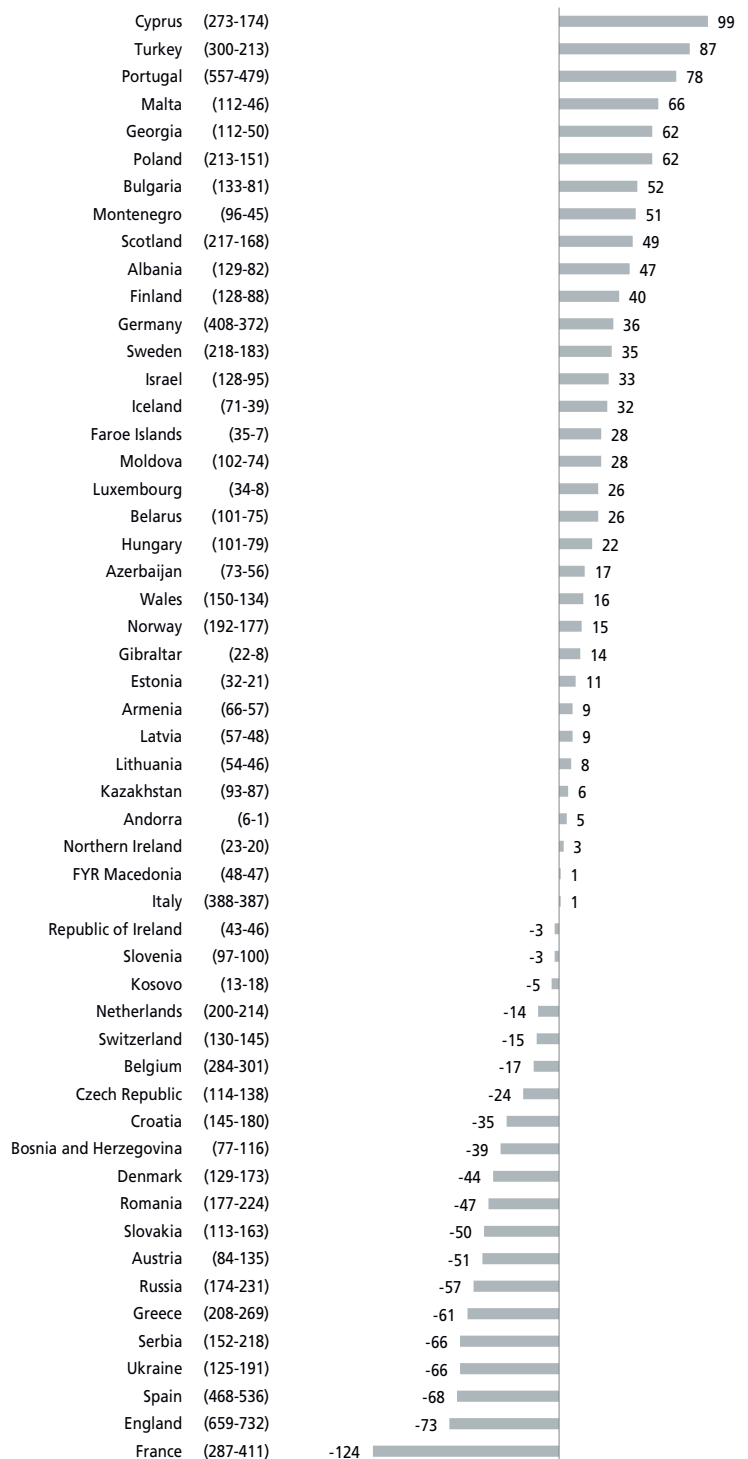
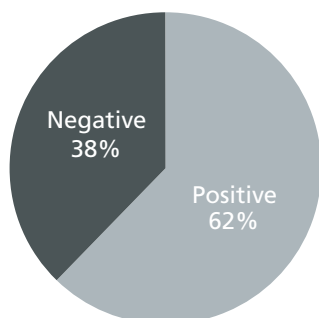
UEFA – INTERNATIONAL TRANSFERS

659 players arrived in England in 2016
732 players left England in 2016

Net flow (incoming-outgoing) of players transferred internationally – 53 countries

International transfer activity in Europe in 2016 was the highest of any confederation worldwide. In terms of net transfers, a majority of countries saw more new players coming from clubs abroad than players transferred out of the country. San Marino and Liechtenstein did not register any international transfers.

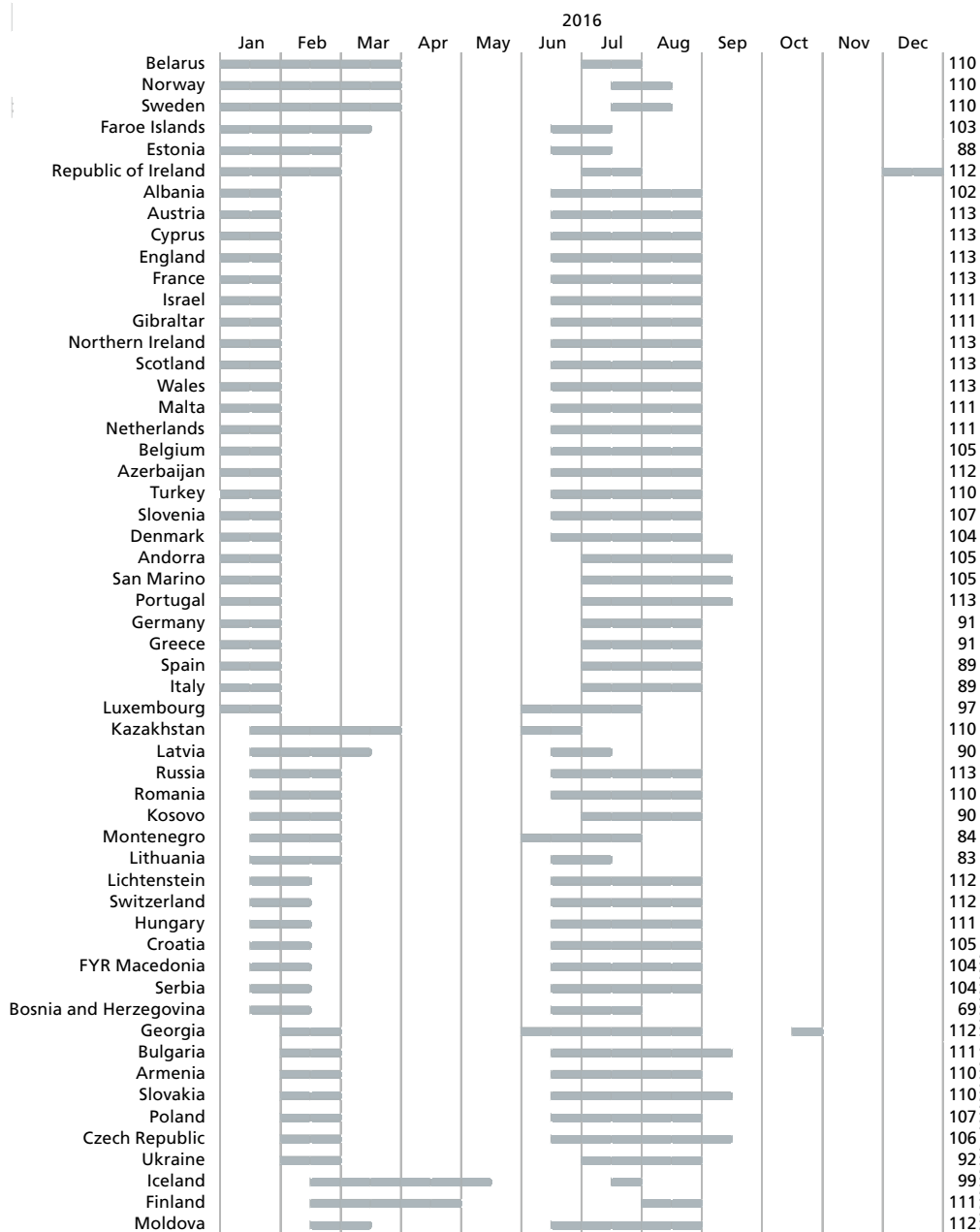
After England and Spain, Portugal was the most active nation in terms of absolute number of transactions. The country with the highest net flow of players transferred abroad was France with 124 players leaving the country, while Cyprus saw 99 players arrive in 2016.



- 105** average number of days open for international transfers in 2016
- 113** days open for international transfers in nine countries in 2016
- 69** days open for international transfers in Belarus in 2016

Transfer windows – total days

Of all six confederations, transfers windows in UEFA were the most consistent within the confederation, which created essentially one continent-wide transfer period. The vast majority of UEFA countries allow their clubs to sign new players from abroad during part of the month of January. All UEFA countries have a total number of days open for international transfers of between 88 and 113 days, except for Montenegro, Lithuania and Bosnia and Herzegovina.



UEFA – INTERNATIONAL TRANSFERS

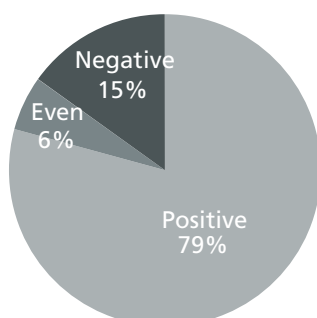
1,060m net spending in England during 2016 (USD)
246m net receipts in France during 2016 (USD)

Net money flow in USDk (-spending + receipts) from international transfers – 53 countries

In terms of net spending on transfers, in the vast majority of countries, the aggregate income earned from transfer activity in 2016 was positive. English clubs were by far the biggest spenders on international transfers. With a total of USD 1.37bn invested in signing new players from abroad, the country more than doubled that of the second nation in this specific ranking, Germany. At the other end of the spectrum, Spanish clubs totalled the highest receipts from international transfers with USD 554m.

With regard to net money flow, England closed 2016 with a deficit of USD 1.06bn, while French clubs were the biggest earners, registering a total surplus of USD 246m. As further confirmation of their vast financial resources, English clubs spent USD 2.1m on average per single transfer. Interestingly, although the fees per transaction in Europe dwarf the rest of the world, almost half of UEFA members spent on average less than USD 10k on international transfers.

	USD millions
Total net receipts	1336.00
Total net spending	1315.00

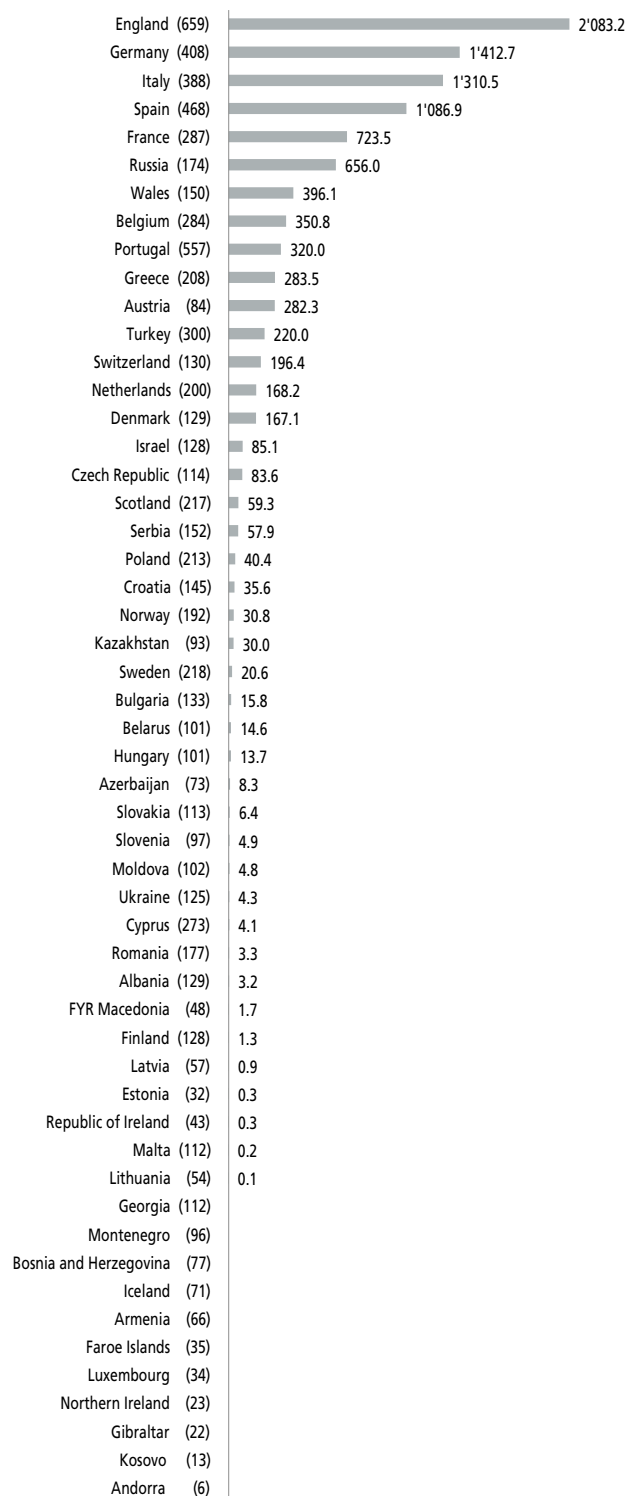


France	(-207.655 +453.842)	246.187
Portugal	(-178.235 +419.080)	240.845
Ukraine	(-538 +112.086)	111.548
Netherlands	(-33.636 +139.345)	105.709
Switzerland	(-25.534 +98.488)	72.954
Russia	(-114.141 +184.590)	70.449
Croatia	(-5.164 +73.185)	68.021
Austria	(-23.713 +74.609)	50.895
Spain	(-508.652 +554.453)	45.801
Denmark	(-21.556 +59.685)	38.129
Sweden	(-4.497 +38.725)	34.228
Norway	(-5.914 +34.170)	28.255
Wales	(-59.409 +87.586)	28.177
Poland	(-8.611 +32.386)	23.775
Romania	(-578 +23.790)	23.211
Serbia	(-8.804 +30.165)	21.361
Turkey	(-65.991 +86.835)	20.844
Slovakia	(-727 +19.787)	19.059
Slovenia	(-473 +17.966)	17.492
Belgium	(-99.621 +112.408)	12.786
Czech Republic	(-9.531 + 21.861)	12.330
Cyprus	(-1.126 +12.685)	11.559
Hungary	(-1.380 +11.338)	9.958
Finland	(-173 +4.452)	4.279
Latvia	(-50 +2.277)	2.227
Belarus	(-1.472 +3.622)	2.151
Northern Ireland	(-0 +2.093)	2.093
Bulgaria	(-2.103 +4.094)	1.991
Bosnia and Herz.	(-0 +1.978)	1.978
Lithuania	(-4 +1.943)	1.939
Iceland	(-2 +1.758)	1.756
Republic of Ireland	(-11 +1.193)	1.183
Albania	(-407 +1.339)	932
Malta	(-23 +799)	776
Georgia	(-0 +565)	565
Israel	(-10.896 +11.251)	355
Estonia	(-11 +165)	154
Montenegro	(-0 +140)	140
Luxembourg	(-0 +84)	84
Moldova	(-488 +536)	48
Faroe Islands	(-0 +3)	3
Andorra		
Armenia		
Gibraltar		
Kosovo		
Scotland	(-12.862 +12.854)	-8
FYR Macedonia	(-84 +71)	-13
Azerbaijan	(-602 +111)	-491
Kazakhstan	(-2.791 +100)	-2.691
Greece	(-58.960 +47.036)	-11.924
Italy	(-508.463 +486.236)	-22.228
Germany	(-576.391 +358.690)	-217.701
England	(-1.372.803 +312.807)	-1.059.996

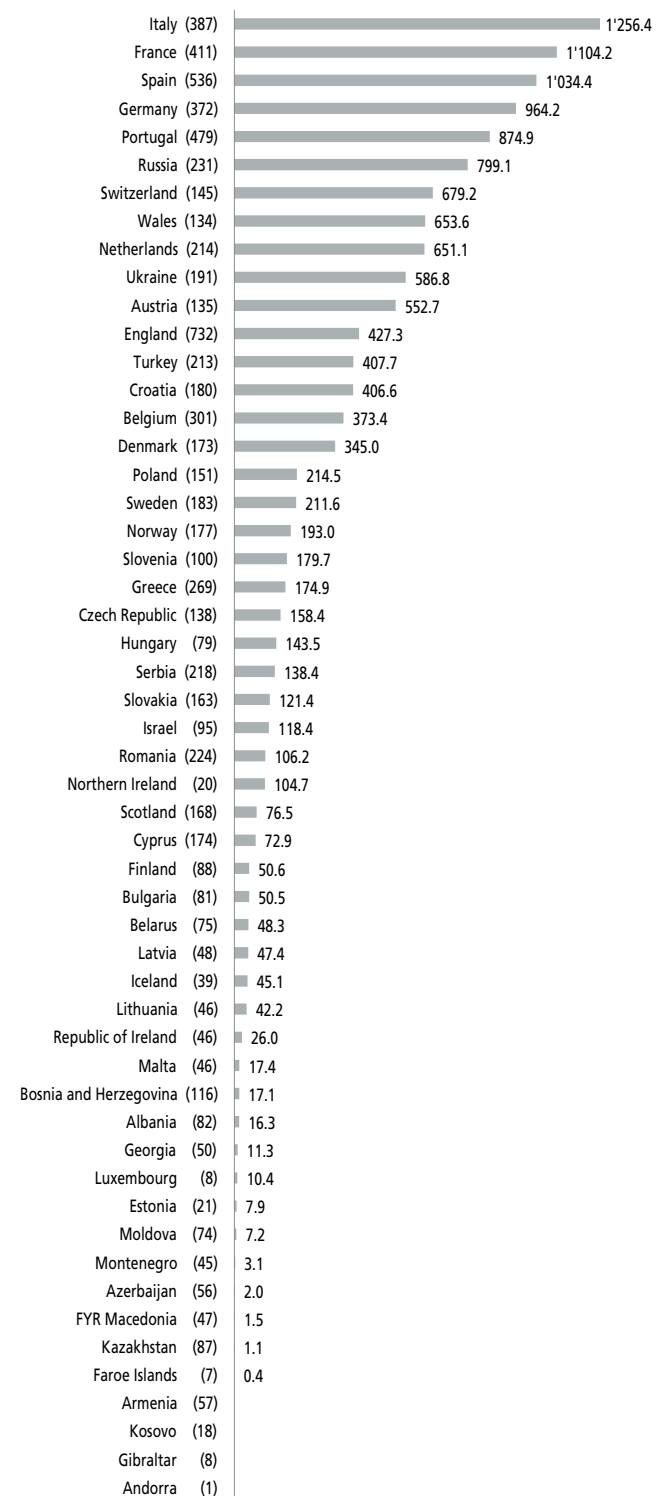
2,083k average spending per incoming player in England (USD)

1,256k average receipt per outgoing player in Italy (USD)

Average spending in USDk per incoming player
(no. of transfers)



Average receipts in USDk per outgoing player
(no. of transfers)



BACKGROUND INFORMATION

In October 2016, FIFA unveiled FIFA 2.0, establishing the path forward for FIFA as the steward of global football, and communicating the organisation's vision:

To promote the game of football, protect its integrity, and bring the game to all.

FIFA will realise this vision by achieving three key objectives:

growing the game; enhancing the experience; and building a stronger institution.

Central to fulfilling the objective of growing the game is the further professionalisation of club football around the world. FIFA is leading the way in this respect by creating the Professional Football Department as part of its new approach to better engage with football stakeholders such as clubs, leagues and players.

This research and analysis was undertaken by the FIFA Professional Football Department with support from the International Centre for Sports Studies (CIES).



MIX
Papier aus verantwortungsvollen Quellen
FSC® C005310

Fédération Internationale de Football Association
FIFA-Strasse 20 P.O. Box 8044 Zurich Switzerland
T: +41 (0)43 222 7777 F: +41 (0)43 222 7878 FIFA.com

